



Photo: Casey A. Cass

Fiscal Year 2023

## **ANNUAL FINANCIAL REPORT**

Awards, proposals, gifts and expenditures  
in support of research and creative work



University of Colorado **Boulder**

# Contents

2023 Snapshot	1
Sources of Funding	2
10 Year Summary	3
Appendix - Detailed Data	5
Research Support by Source	6
Awards by Department	7-8
Proposals by Funding Agency	9
Proposals by Department	10-11
Expenditures by Funding Agency	12
Expenditures by Department	13-15
Expenditures by Category	16

# 2023 Snapshot

Total Support for Research  
and Creative Work

**\$684.2**  
Million

**4,975**  
Awards & Gifts

Proposals  
Submitted

**2,442**  
\$1.9 Billion

Research  
Expenditures

**\$624.8**  
Million



Photo: Casey A. Cass

# Sources of Funding

## Federal Agencies (Research & Creative Work)

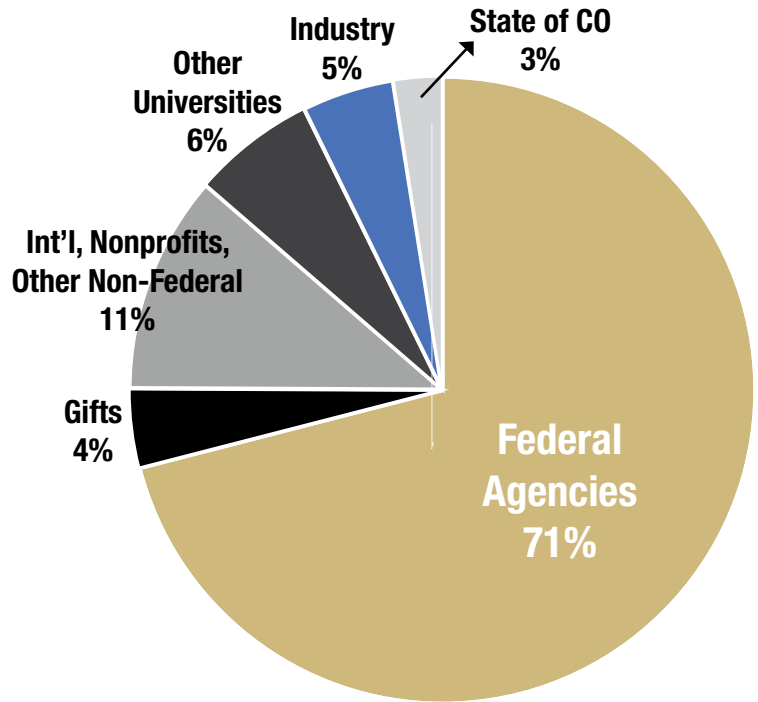
\$485.8 Million

## Non-Federal Sources (Research & Creative Work)

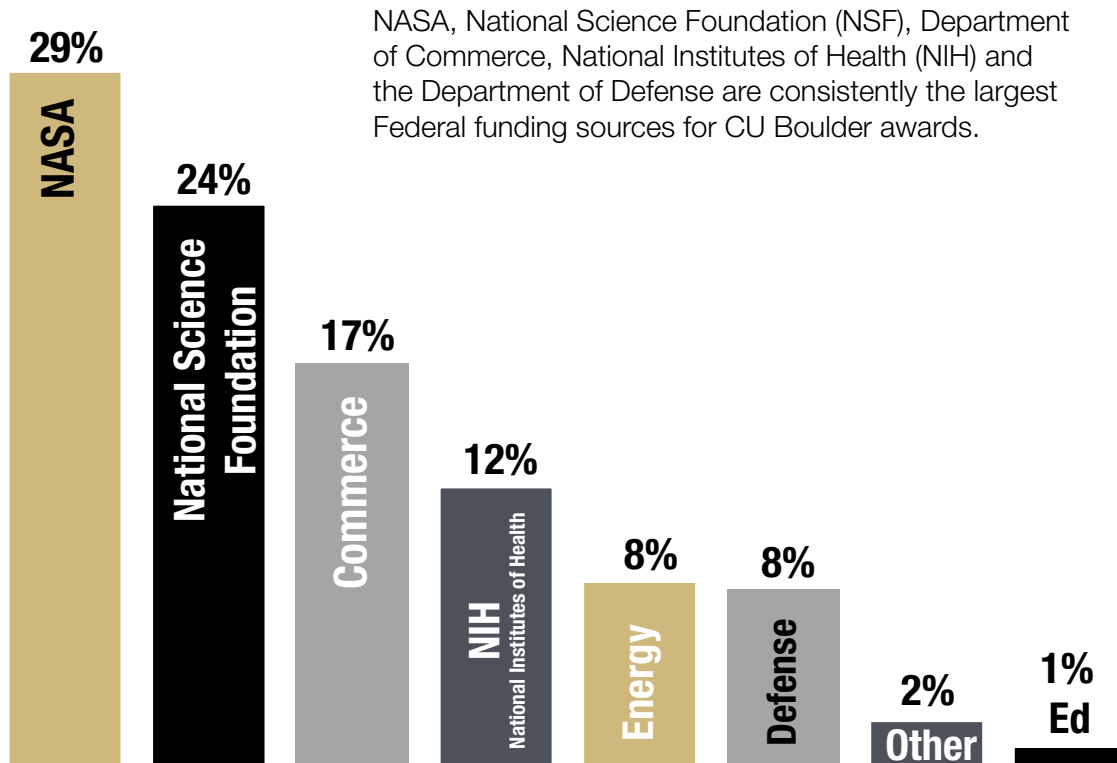
\$170.5 Million

## CU Foundation Gifts (Research & Creative Work)

\$27.9 Million

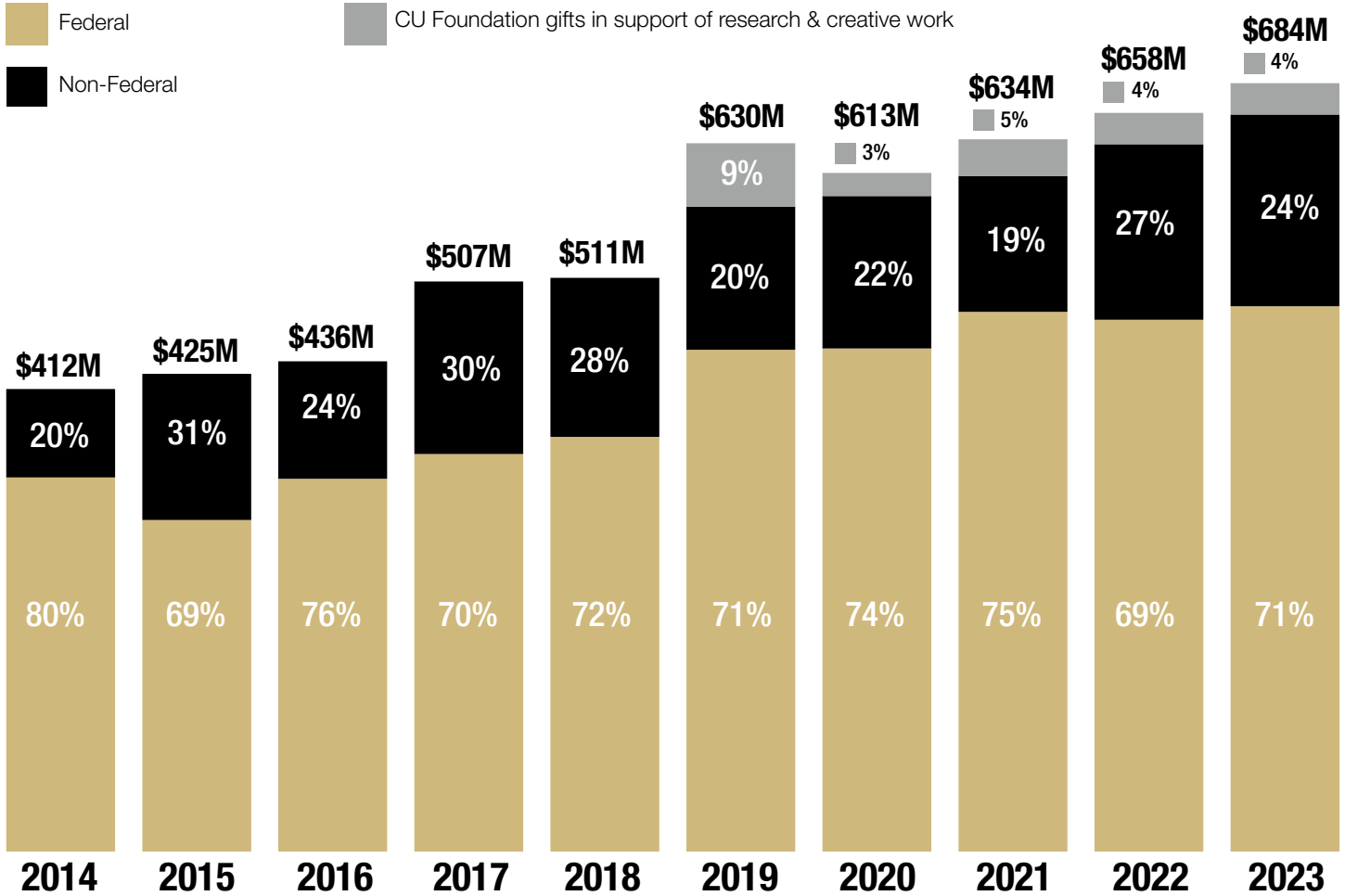


## Top Federal Funding Agencies



NASA, National Science Foundation (NSF), Department of Commerce, National Institutes of Health (NIH) and the Department of Defense are consistently the largest Federal funding sources for CU Boulder awards.

# 10 Year Summary



## Expenditures

Expenditure data is provided by the Campus Controller's Office.

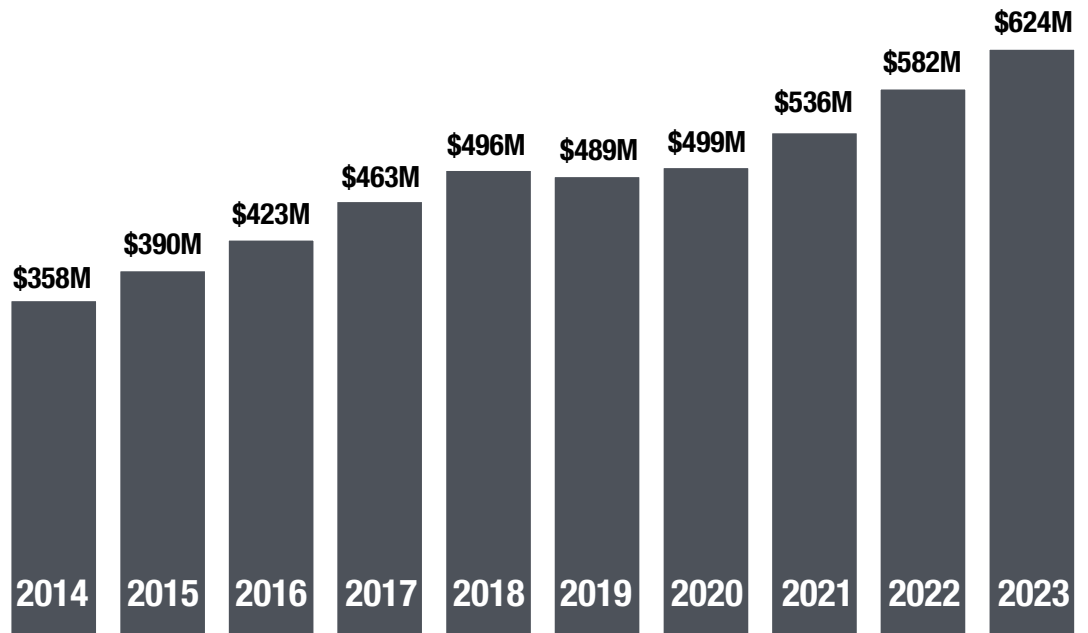




Photo: Casey A. Cass

# Appendix - Detailed Data

## Sponsored Projects Annual Financial Report - Fiscal Year 2023

Research Support by Source	6
Awards by Department	7-8
Proposals by Funding Agency	9
Proposals by Department	10-11
Expenditures by Funding Agency	12
Expenditures by Department	13-15
Expenditures by Category	16

# Research Awards by Source

## Sponsored Projects Annual Financial Report - Fiscal Year 2023

	Number of Awards	Award Amount
<b>FEDERAL AGENCY AWARDS</b>		
DEPARTMENT OF AGRICULTURE	6	2,095,363
DEPARTMENT OF COMMERCE	69	82,955,990
DEPARTMENT OF DEFENSE	129	36,776,270
DEPARTMENT OF EDUCATION	10	2,776,206
DEPARTMENT OF ENERGY	65	25,626,516
DEPARTMENT OF ENERGY LABS (including NREL)	90	12,640,230
DEPARTMENT OF HEALTH & HUMAN SERVICES (NIH)	197	57,586,541
DEPARTMENT OF THE INTERIOR	31	4,509,553
NATIONAL AERONAUTICS & SPACE ADMINISTRATION	391	142,333,121
NATIONAL SCIENCE FOUNDATION	296	115,259,633
OTHER FEDERAL AGENCIES <sup>1</sup>	22	3,258,244
<b>TOTAL FEDERAL AGENCY AWARDS</b>	<b>1,306</b>	<b>485,817,667</b>
<b>NON-FEDERAL AWARDS</b>		
ASSOCIATIONS & FOUNDATIONS	122	17,263,873
INTERNATIONAL UNIVERSITIES & ENTITIES	47	43,738,725
OTHER	36	1,310,265
OTHER UNIVERSITIES <sup>2</sup>	309	43,473,588
PRIVATE INDUSTRY	272	32,649,194
PRIVATE NON PROFITS (including hospitals)	98	14,775,263
STATE OF COLORADO <sup>3</sup>	49	13,778,586
STATE OF COLORADO UNIVERSITIES	44	3,558,970
<b>TOTAL NON-FEDERAL AWARDS</b>	<b>977</b>	<b>170,548,464</b>
<b>SUBTOTAL FEDERAL &amp; NON-FEDERAL AWARDS</b>	<b>2,283</b>	<b>656,366,131</b>
<b>CU FOUNDATION GIFTS SUPPORTING RESEARCH &amp; CREATIVE WORK (Boulder campus)<sup>4</sup></b>	<b>2,692</b>	<b>27,882,519</b>
<b>TOTAL AWARDS &amp; GIFTS RECEIVED IN FISCAL YEAR 2023</b>	<b>4,975</b>	<b>684,248,650</b>

### Notes

1. Other Federal Agencies: Department of Justice (1), Federal Emergency Management Agency (1), Institute of Museum and Library Services (1), National Archives and Records Admin (1), National Endowment for the Arts/National Foundation on the Arts and Humanities (1), National Endowment for the Humanities/National Foundation on the Arts and Humanities (3), National Solar Observatory (1), Tennessee Valley Authority (5), U.S. Securities Exchange Commission (1), United States General Services Administration (1), Veterans Administration (3), Veterans Administration Eastern Colorado Health Care System (3)
2. Most funding from other universities originates with the federal government, but, historically, CU Boulder has counted these awards as non-federal.
3. State of Colorado: Colorado Department of Education (8), Colorado Department of Higher Education (3), Colorado Department of Human Services (2), Colorado Department of Natural Resources (1), Colorado Department of Public Health and Environment (2), Colorado Department of Revenue (1), Colorado Secretary of State (2), Colorado Department of Transportation (2), Colorado Higher Education Competitive Research Authority (6), Colorado Independent Redistricting Commissions (1), Colorado Office of Economic Development (18), Colorado Parks and Wildlife (1), History Colorado State Historical Fund (1)
4. CU Foundation (Boulder Campus) gifts supporting research and creative work are included in the total awards and gifts received in support of sponsored research and projects.



# Awards by Department

## Sponsored Projects Annual Financial Report - Fiscal Year 2023

	Number of Awards	Award Amount
<b>ADMINISTRATION &amp; COLLEGES</b>		
ACADEMIC AFFAIRS	10	9,074,171
COLLEGE OF MEDIA, COMMUNICATION & INFORMATION	26	1,991,459
COLLEGE OF MUSIC	1	109,939
CONTINUING EDUCATION	1	188,191
GRADUATE SCHOOL	2	289,433
INFRASTRUCTURE & SUSTAINABILITY	1	15,000
INTEGRITY, SAFETY & COMPLIANCE	3	601,262
LEEDS SCHOOL OF BUSINESS	18	2,443,151
LIBRARIES	5	256,118
OFFICE OF DIVERSITY, EQUITY & COMMUNITY ENGAGEMENT	2	275,000
OFFICE OF INFORMATION TECHNOLOGY	5	2,682,727
SCHOOL OF EDUCATION	52	5,545,928
SCHOOL OF LAW	4	388,808
STUDENT AFFAIRS	4	203,831
<b>TOTAL ADMINISTRATION &amp; COLLEGES</b>	<b>134</b>	<b>24,065,018</b>
<b>COLLEGE OF ARTS &amp; SCIENCES</b>		
ANTHROPOLOGY	5	195,853
APPLIED MATHEMATICS	22	3,473,306
ASTROPHYSICAL & PLANETARY SCIENCES	3	84,222
ATMOSPHERIC & OCEANIC SCIENCES	32	5,596,607
BIOCHEMISTRY	53	10,501,026
CENTER FOR ASIAN STUDIES	3	678,407
CENTER FOR ASTROPHYSICS & SPACE ASTRONOMY	62	2,589,380
CENTER FOR LATIN AMERICAN STUDIES	1	68,228
CENTER FOR INTEGRATED PLASMA STUDIES	10	3,256,697
CENTER OF THE AMERICAN WEST	1	69,353
CENTER TO ADVANCE RESEARCH & TRAINING IN SOCIAL SCIENCES	6	1,386,802
CHEMISTRY	40	10,404,227
CLASSICS	1	60,000
ECOLOGY & EVOLUTIONARY BIOLOGY	24	6,260,311
ENGLISH	2	179,999
ENVIRONMENTAL STUDIES PROGRAM	9	427,604
FISKE PLANETARIUM	1	599,304
GEOGRAPHY	10	1,566,764
GEOLOGICAL SCIENCES	24	3,501,666
HISTORY	3	112,231
INTEGRATIVE PHYSIOLOGY	54	9,022,740
LINGUISTICS	2	1,132,530
MATHEMATICS	4	100,419
MOLECULAR, CELLULAR, & DEVELOPMENTAL BIOLOGY	59	10,980,079
PHILOSOPHY	2	34,047
PHYSICS	90	34,361,403
POLITICAL SCIENCE	2	15,077
PSYCHOLOGY & NEUROSCIENCE	33	4,944,542
SPANISH & PORTUGUESE	1	11,553
SPEECH, LANGUAGE & HEARING SCIENCE	4	1,414,474
THEATRE & DANCE	1	10,000
WOMEN & GENDER STUDIES	1	72,900
<b>TOTAL COLLEGE OF ARTS &amp; SCIENCES</b>	<b>565</b>	<b>113,111,751</b>

# Awards by Department

## Sponsored Projects Annual Financial Report - Fiscal Year 2023

	Number of Awards	Award Amount
<b>COLLEGE OF ENGINEERING &amp; APPLIED SCIENCE</b>		
AEROSPACE ENGINEERING SCIENCES	238	33,296,654
ALLIANCE FOR TECHNOLOGY, LEARNING, & SOCIETY <sup>1</sup>	7	2,112,490
CHEMICAL & BIOLOGICAL ENGINEERING	86	14,159,794
CHBE - RASEI	4	50,000
CHBE - BIOFRONTIERS	11	531,385
CIVIL, ENVIRONMENTAL & ARCHITECTURAL ENGINEERING	87	26,670,787
COMPUTER SCIENCE	62	7,837,230
CS - BIOFRONTIERS	4	84,517
ELECTRICAL, COMPUTER & ENERGY ENGINEERING	86	15,135,132
ECEE - RASEI	2	58,668
ENGINEERING DEAN'S OFFICE	44	16,875,287
MATERIALS SCIENCE & ENGINEERING PROGRAM	20	3,456,135
MECHANICAL ENGINEERING	96	10,453,563
<b>TOTAL COLLEGE OF ENGINEERING &amp; APPLIED SCIENCE</b>	<b>747</b>	<b>130,721,642</b>
<b>RESEARCH INSTITUTES &amp; RESEARCH &amp; INNOVATION OFFICE</b>		
ALLIANCE FOR TECHNOLOGY, LEARNING, & SOCIETY <sup>1</sup>	7	2,112,490
BIOFRONTIERS INSTITUTE	23	9,530,849
COOPERATIVE INSTITUTE FOR RESEARCH IN ENVIRONMENTAL SCIENCES	234	106,878,495
INSTITUTE FOR BEHAVIORAL GENETICS	20	7,361,879
INSTITUTE OF ARCTIC & ALPINE RESEARCH	50	10,190,219
INSTITUTE OF BEHAVIORAL SCIENCE	46	19,857,253
INSTITUTE OF COGNITIVE SCIENCE	33	15,968,677
JILA	78	39,478,839
LABORATORY FOR ATMOSPHERIC & SPACE PHYSICS	254	159,173,761
MUSEUM	11	1,898,074
RENEE CROWN WELLNESS INSTITUTE	7	3,104,112
RENEWABLE & SUSTAINABLE ENERGY INSTITUTE (RASEI)	42	9,897,349
RESEARCH & INNOVATION OFFICE	17	2,749,079
CENTER FOR NATIONAL SECURITY INITIATIVES	22	2,379,134
<b>TOTAL RESEARCH INSTITUTES &amp; RESEARCH &amp; INNOVATION OFFICE</b>	<b>837</b>	<b>390,580,210</b>
<b>TOTAL FY 2023 (JULY 1, 2022 - JUNE 30, 2023)</b>	<b>2,283</b>	<b>656,366,131</b>

### Notes

- A sponsored project award is transferred from an external sponsor to CU Boulder under a grant, cooperative agreement, contract, purchase order or any other legally binding agreement. These awards differ from gifts, which are managed by the CU Foundation, because they include terms that restrict how the funds will be managed and expended.
  - The total number of awards is calculated from the total number of funding increments for all projects (account numbers) during the fiscal year, e.g. some awards may be distributed to two, three or more projects for management purposes and have multiple funding increments during the fiscal year.
  - The value of awards is calculated from the amount of funds obligated by the sponsor during the fiscal year for one budget period, not the total estimated cost for multiple budget periods, i.e. some awards receive incremental funding that may spread out the total obligations over several years. Award totals include direct and indirect costs.
  - The report includes all the award actions taken during the fiscal year. Typically, an award is received 6-12 months after submission of a proposal. There may be some overlap with proposals submitted during the fiscal year, but there is no one-to-one relationship between proposals and awards in these reports.
  - The Awards by Department report does not include CU Foundation (Boulder campus) gifts supporting research and creative work.
1. The Alliance for Technology, Learning, & Society (ATLAS) is a research institute with sponsored research and expenditures in the College of Engineering and Applied Science. The \$2,112,490 amount appears twice; once under RIO and once in CEAS, but is not duplicated in the grand total for FY23.

# Proposals by Funding Agency

## Sponsored Projects Annual Financial Report - Fiscal Year 2023

	Number of Proposals	Proposed Amount
<b>FEDERAL AGENCIES</b>		
DEPARTMENT OF AGRICULTURE	14	8,904,758
DEPARTMENT OF COMMERCE	76	160,220,264
DEPARTMENT OF DEFENSE	95	109,275,392
DEPARTMENT OF EDUCATION	3	783,451
DEPARTMENT OF ENERGY	37	41,066,136
DEPARTMENT OF ENERGY LABS (including NREL)	64	17,255,524
DEPARTMENT OF HEALTH & HUMAN SERVICES (NIH)	235	368,149,866
DEPARTMENT OF THE INTERIOR	35	7,506,686
NATIONAL AERONAUTICS & SPACE ADMINISTRATION	298	462,836,494
NATIONAL SCIENCE FOUNDATION	429	294,092,926
OTHER FEDERAL AGENCIES <sup>1</sup>	45	33,346,056
<b>TOTAL FEDERAL AGENCIES</b>	<b>1,331</b>	<b>1,503,437,553</b>
<b>NON-FEDERAL SOURCES</b>		
ASSOCIATIONS & FOUNDATIONS	196	72,590,006
INTERNATIONAL UNIVERSITIES & ENTITIES	59	53,952,992
OTHER	46	2,931,818
OTHER UNIVERSITIES <sup>2</sup>	317	133,156,249
PRIVATE INDUSTRY	256	83,038,297
PRIVATE NON PROFITS (including hospitals)	105	27,602,455
STATE OF COLORADO <sup>3</sup>	49	12,594,140
STATE OF COLORADO UNIVERSITIES	83	35,764,430
<b>TOTAL NON-FEDERAL SOURCES</b>	<b>1,111</b>	<b>421,630,387</b>
<b>TOTAL PROPOSALS SUBMITTED FOR FISCAL YEAR 2023</b>	<b>2,442</b>	<b>1,925,067,940</b>

### Notes

- Other Federal Agencies Include: Department of Homeland Security (1), Department of Housing and Urban Development (1), Department of Justice (3), Environmental Protection Agency (1), Federal Emergency Management Agency (2), National Alliance for Water Innovation (2), National Endowment for the Arts/National Foundation on the Arts and Humanities (1), National Endowment for the Humanities/National Foundation on the Arts and Humanities (19), National Institute of Justice/DOJ (2), National Oceanographic Data Center (1), Nuclear Regulatory Commission (1), Office of the Director of National Intelligence (1), Tennessee Valley Authority (4), U.S. Securities Exchange Commission (1), United States General Services Administration (1), Veterans Administration (3), Veterans Administration Eastern Colorado Health Care System (1)
- Most funding from other universities originates with the federal government, but, historically, CU Boulder has counted these agencies as non-federal.
- State of Colorado Entities: Colorado Department of Education (3), Colorado Department of Higher Education (5), Colorado Department of Law (1), Colorado Department of Public Health and Environment (6), Colorado Department of Public Safety (1), Colorado Department of Revenue (1), Colorado Department of State - Secretary of State (2), Colorado Department of Transportation (8), Colorado Division of Criminal Justice (2), Colorado Office of Economic Development (13), Colorado Water Conservation Board (3), State of Colorado (4)

# Proposals by Department

## Sponsored Projects Annual Financial Report - Fiscal Year 2023

	Number of Proposals	Amount
<b>ADMINISTRATION &amp; COLLEGES</b>		
ACADEMIC AFFAIRS	5	586,280
ATHLETICS	1	13,500
COLLEGE OF MEDIA, COMMUNICATIONS & INFORMATION	27	3,922,025
COLLEGE OF MUSIC	1	40,000
CONTINUING EDUCATION	5	909,618
FINANCE & BUSINESS STRATEGY	1	5,000
GRADUATE SCHOOL	8	2,523,461
INFRASTRUCTURE & SUSTAINABILITY	4	1,631,764
INTEGRITY, SAFETY & COMPLIANCE	6	434,504
LIBRARIES	5	233,807
OFFICE OF INFORMATION TECHNOLOGY	9	4,684,088
LEEDS SCHOOL OF BUSINESS	22	2,668,648
SCHOOL OF EDUCATION	60	8,564,364
SCHOOL OF LAW	3	892,383
STUDENT AFFAIRS	5	390,586
<b>TOTAL ADMINISTRATION &amp; COLLEGES</b>	<b>162</b>	<b>27,500,028</b>
<b>COLLEGE OF ARTS &amp; SCIENCES</b>		
ANTHROPOLOGY	14	2,752,869
APPLIED MATHEMATICS	31	10,403,592
ART & ART HISTORY	2	74,000
ART MUSEUM	1	84,800
ASTROPHYSICAL & PLANETARY SCIENCES	6	2,317,068
ATMOSPHERIC & OCEANIC SCIENCES	32	13,773,144
BIOCHEMISTRY	79	62,390,861
CENTER FOR ASIAN STUDIES	1	140,642
CENTER FOR ASTROPHYSICS & SPACE ASTRONOMY	34	14,103,915
CENTER FOR INTEGRATED PLASMA STUDIES	8	4,893,810
CENTER OF THE AMERICAN WEST	1	69,353
CENTER TO ADVANCE RESEARCH & TRAINING IN SOCIAL SCIENCES	5	2,539,777
CHEMISTRY	56	38,572,134
CLASSICS	13	678,094
COLORADO SHAKESPEARE FESTIVAL	1	25,000
ECOLOGY & EVOLUTIONARY BIOLOGY	41	21,479,279
ECONOMICS	1	168,690
ENGLISH	1	70,000
ENVIRONMENTAL STUDIES PROGRAM	8	3,330,726
FISKE PLANETARIUM	2	204,460
FRENCH & ITALIAN	2	236,177
GEOGRAPHY	15	3,307,742
GEOLOGICAL SCIENCES	29	14,116,580
GERMAN & SLAVIC	2	120,000
HISTORY	8	651,051
INTEGRATIVE PHYSIOLOGY	74	69,476,926
JEWISH STUDIES	1	7,825
LINGUISTICS	4	449,168
MATHEMATICS	13	1,740,467
MOLECULAR, CELLULAR & DEVELOPMENTAL BIOLOGY	61	44,158,157
PHILOSOPHY	3	625,167
PHYSICS	74	134,506,916

# Proposals by Department

## Sponsored Projects Annual Financial Report - Fiscal Year 2023

	Number of Proposals	Amount
<b>COLLEGE OF ARTS &amp; SCIENCES Continued</b>		
POLITICAL SCIENCE	3	108,026
PSYCHOLOGY & NEUROSCIENCE	42	37,602,158
SOCIOLOGY	1	15,441
SPANISH & PORTUGUESE	2	71,553
SPEECH, LANGUAGE & HEARING SCIENCE	8	7,203,575
WOMEN & GENDER STUDIES	4	386,477
<b>TOTAL COLLEGE OF ARTS &amp; SCIENCES</b>	<b>683</b>	<b>492,855,620</b>
<b>COLLEGE OF ENGINEERING &amp; APPLIED SCIENCE</b>		
ENGINEERING DEAN'S OFFICE	59	46,934,532
AEROSPACE ENGINEERING SCIENCES	210	98,827,511
ALLIANCE FOR TECHNOLOGY, LEARNING, & SOCIETY	16	7,287,665
CHEMICAL & BIOLOGICAL ENGINEERING	97	94,380,760
CIVIL, ENVIRONMENTAL & ARCHITECTURAL ENGINEERING	95	38,811,835
COMPUTER SCIENCE	62	24,393,355
ELECTRICAL, COMPUTER & ENERGY ENGINEERING	107	80,274,332
MATERIALS SCIENCE & ENGINEERING PROGRAM	13	5,723,123
MECHANICAL ENGINEERING	114	91,362,917
<b>TOTAL COLLEGE OF ENGINEERING &amp; APPLIED SCIENCE</b>	<b>773</b>	<b>487,996,030</b>
<b>RESEARCH INSTITUTES &amp; RESEARCH &amp; INNOVATION OFFICE</b>		
BIOFRONTIERS INSTITUTE	36	22,792,392
COOPERATIVE INSTITUTE FOR RESEARCH IN ENVIRONMENTAL SCIENCES	248	199,502,338
INSTITUTE FOR BEHAVIORAL GENETICS	34	47,089,320
INSTITUTE OF ARCTIC & ALPINE RESEARCH	69	37,968,728
INSTITUTE OF BEHAVIORAL SCIENCE	53	45,042,317
INSTITUTE OF COGNITIVE SCIENCE	39	55,458,314
JILA	64	79,827,300
LABORATORY FOR ATMOSPHERIC & SPACE PHYSICS	170	367,609,300
MUSEUM	15	2,132,259
RENEE CROWN WELLNESS INSTITUTE	15	10,374,693
RENEWABLE & SUSTAINABLE ENERGY INSTITUTE	39	33,234,891
RESEARCH & INNOVATION OFFICE	5	2,780,245
CENTER FOR NATIONAL SECURITY INITIATIVES	37	12,904,165
<b>TOTAL RESEARCH INSTITUTES &amp; RESEARCH &amp; INNOVATION OFFICE</b>	<b>824</b>	<b>916,716,262</b>
<b>TOTAL FY 2023 (JULY 1, 2022 - JUNE 30, 2023)</b>	<b>2,442</b>	<b>1,925,067,940</b>

### Notes

- This report includes all the proposals submitted during the fiscal year. Typically, proposals are funded or declined within six to twelve months after submission. There may be some overlap with the annual reports for awards that were received during the fiscal year, but there is no one-to-one relationship between proposals and awards in these reports.
- The number of proposals is calculated from the total number of submissions during the fiscal year.
- The value of proposals is calculated from the total estimated cost for all budget periods proposed. These amounts include direct and indirect costs and often are higher than the actual awarded amount.

# Expenditures by Funding Agency

## Sponsored Projects Annual Financial Report - Fiscal Year 2023

	<b>Payments Received</b>
<b>FEDERAL AGENCIES</b>	
DEPARTMENT OF AGRICULTURE	690,473
DEPARTMENT OF COMMERCE	87,912,304
DEPARTMENT OF DEFENSE	29,570,688
DEPARTMENT OF EDUCATION	4,110,238
DEPARTMENT OF ENERGY (includes DOE labs)	22,383,692
DEPARTMENT OF HEALTH & HUMAN SERVICES (NIH)	56,082,101
DEPARTMENT OF HOMELAND SECURITY	508,139
DEPARTMENT OF JUSTICE	1,294,900
DEPARTMENT OF THE INTERIOR	3,765,401
DEPARTMENT OF TRANSPORTATION	340,593
ENVIRONMENTAL PROTECTION AGENCY	1,927,301
NATIONAL AERONAUTICS & SPACE ADMINISTRATION	134,533,641
NATIONAL ENDOWMENT FOR THE ARTS	1,934
NATIONAL FOUNDATION ON THE ARTS & THE HUMANITIES	188,932
NATIONAL SCIENCE FOUNDATION	109,598,186
VETERANS ADMINISTRATION	92,155
OTHER FEDERAL	8,148,500
<b>TOTAL FEDERAL AGENCIES</b>	<b>461,149,178</b>
<b>FEDERAL FLOW-THRU</b>	
ASSOCIATIONS & FOUNDATIONS	3,465,027
LOCAL GOVERNMENTS IN COLORADO	123,093
OTHER LOCAL GOVERNMENTS OUTSIDE COLORADO	8,781,491
PRIVATE FEDERAL	13,806,009
PRIVATE FOR PROFIT HOSPITALS	47,732
PRIVATE NON-PROFIT HOSPITALS	848,878
PRIVATE NON-PROFITS	6,767,320
PRIVATE UNIVERSITIES	22,479,241
PUBLIC UNIVERSITIES (NO CO STATE FUNDS)	22,756,856
STATE OF COLORADO UNIVERSITIES	8,378,235
<b>TOTAL FEDERAL FLOW-THRU</b>	<b>87,453,882</b>
<b>OTHER</b>	
ASSOCIATIONS & FOUNDATIONS	15,417,205
INTERNATIONAL	30,594,759
LOCAL GOVERNMENTS IN COLORADO	438,601
OTHER LOCAL GOVERNMENTS OUTSIDE COLORADO	507,840
PRIVATE	15,762,852
PRIVATE NON-PROFITS	6,229,094
PRIVATE UNIVERSITIES	1,174,295
PUBLIC UNIVERSITIES (NO CO STATE FUNDS)	1,199,342
STATE OF COLORADO	4,321,166
STATE OF COLORADO UNIVERSITIES	572,217
<b>TOTAL OTHER</b>	<b>76,217,371</b>
<b>Grand Total</b>	<b>624,820,431</b>

### Notes

- This expenditure report counts only those funds advanced or reimbursed to CU Boulder during the fiscal year.
- Expenditure data is provided by the Campus Controller's Office (CCO).
- The Expenditures by Funding Agency report does not include CU Foundation (Boulder campus) gifts supporting research and creative work.

# Expenditures by Department

## Sponsored Projects Annual Financial Report - Fiscal Year 2023

	<b>Payments Received</b>
<b>ADMINISTRATION &amp; COLLEGES</b>	
ADMINISTRATION	7,688
POLICE DEPARTMENT	48,249
COLLEGE OF MUSIC	114,775
CONTINUING EDUCATION	472,655
GRADUATE SCHOOL	
CENTER FOR STEM LEARNING	263,926
CENTER FOR NATIVE AMERICAN & INDIGENOUS STUDIES	322,116
COLORADO EUROPEAN UNION CENTER OF EXCELLENCE	(149)
LEEDS SCHOOL OF BUSINESS	1,411,840
LIBRARIES	162,248
OFFICE OF DIVERSITY, EQUITY & COMMUNITY ENGAGEMENT	1,162,292
OFFICE OF INFORMATION TECHNOLOGY	1,905,615
SCHOOL OF EDUCATION	4,545,435
BUENO CENTER FOR MULTICULTURAL EDUCATION	1,600,626
SCHOOL OF LAW	665,480
STUDENT AFFAIRS	152,279
FACILITIES MANAGEMENT	503,097
TRANSPORTATION SERVICES	1,509,767
UNDERGRADUATE EDUCATION	1,395,706
OFFICE OF FINANCIAL AID	3,746,824
<b>TOTAL ADMINISTRATION &amp; COLLEGES</b>	<b>19,990,469</b>
<b>COLLEGE OF ARTS &amp; SCIENCES</b>	
ANTHROPOLOGY	488,319
APPLIED MATHEMATICS	3,672,314
ART & ART HISTORY	25,198
ASTROPHYSICAL & PLANETARY SCIENCES	84,013
ATMOSPHERIC & OCEANIC SCIENCES	4,122,652
BIOCHEMISTRY	10,099,796
CENTER TO ADVANCE RESEARCH & TEACHING IN THE SOCIAL SCIENCES	1,342,728
CENTER OF THE AMERICAN WEST	(208,178)
CENTER FOR ASIAN STUDIES	347,800
CENTER FOR INTEGRATED PLASMA STUDIES	1,714,691
CHEMISTRY	6,512,561
CENTER FOR ASTROPHYSICS & SPACE ASTRONOMY	3,824,485
CINEMA STUDIES & MOVING IMAGE ARTS	6,500
COLORADO SHAKESPEARE FESTIVAL	25,000
ECOLOGY & EVOLUTIONARY BIOLOGY	4,351,818
ECONOMICS	282
ENGLISH	54,130
ENVIRONMENTAL STUDIES PROGRAM	975,509
ETHNIC STUDIES	88,585
FISKE PLANETARIUM	845,045
GEOGRAPHY	1,037,337
GEOLOGICAL SCIENCES	3,312,083
HISTORY	101,661
INTEGRATIVE PHYSIOLOGY	8,233,373
JEWISH STUDIES	43,953
LINGUISTICS	234,294
MATHEMATICS	712,433

# Expenditures by Department

## Sponsored Projects Annual Financial Report - Fiscal Year 2023

	<b>Payments Received</b>
<b>COLLEGE OF ARTS &amp; SCIENCES - CONTINUED</b>	
MOLECULAR, CELLULAR & DEVELOPMENTAL BIOLOGY	11,751,384
PHILOSOPHY	61,064
PHYSICS	35,618,891
POLITICAL SCIENCE	26,559
PSYCHOLOGY & NEUROSCIENCE	6,299,874
SOCIAL SCIENCES PROGRAMS & CENTERS	63,934
SOCIOLOGY	25,450
SPANISH & PORTUGUESE	6,179
SPEECH, LANGUAGE & HEARING SCIENCE	1,498,663
THEATRE & DANCE	1,934
WOMEN & GENDER STUDIES	69,314
<b>TOTAL COLLEGE OF ARTS &amp; SCIENCES</b>	<b>107,471,628</b>
<b>COLLEGE OF MEDIA, COMMUNICATION &amp; INFORMATION</b>	
DEAN'S OFFICE	43,280
COMMUNICATION	150,415
MEDIA STUDIES	240,298
MEDIA DESIGN	341,636
CRITICAL MEDIA PRACTICES	69,812
INFORMATION SCIENCE	1,486,693
<b>TOTAL COLLEGE OF MEDIA, COMMUNICATION &amp; INFORMATION</b>	<b>2,332,134</b>
<b>COLLEGE OF ENGINEERING &amp; APPLIED SCIENCE</b>	
AEROSPACE ENGINEERING SCIENCES	32,902,807
ALLIANCE FOR TECHNOLOGY, LEARNING & SOCIETY	764,935
BOLD CENTER	46,160
CHEMICAL & BIOLOGICAL ENGINEERING	18,069,517
CIVIL, ENVIRONMENTAL & ARCHITECTURAL ENGINEERING	17,580,000
CIVIL ENGINEERING - CADSWES	1,742,812
COLLEGE OF ENGINEERING & APPLIED SCIENCE - DEAN'S OFFICE	6,881,864
COLORADO POWER ELECTRONICS CENTER	253,802
COMPUTER SCIENCE	8,496,264
ELECTRICAL, COMPUTER & ENERGY ENGINEERING	15,428,497
INDUSTRY-UNIVERSITY COOPERATIVE RESEARCH CENTER	477,212
INTEGRATED TEACHING & LEARNING LAB	1,850,100
INTERDISCIPLINARY TELECOMMUNICATION PROGRAM	335,020
LOCKHEED MARTIN MANAGEMENT PROGRAM	241,124
MATERIALS SCIENCE & ENGINEERING PROGRAM	1,607,514
MECHANICAL ENGINEERING	15,551,260
MEMBRANCE APPLIED SCIENCE & TECHNOLOGY	338,169
NATIONAL CENTER FOR WOMEN & INFORMATION TECHNOLOGY	2,515,573
SPACE GRANT COLLEGE	1,387,316
<b>TOTAL COLLEGE OF ENGINEERING &amp; APPLIED SCIENCE</b>	<b>126,469,946</b>

Expenditure data is provided by the Campus Controller's Office (CCO).

The Expenditures by Department report does not include CU Foundation (Boulder campus) gifts supporting research and creative work.



# Expenditures by Department

## Sponsored Projects Annual Financial Report - Fiscal Year 2023

	<b>Payments Received</b>
<b>RESEARCH INSTITUTES &amp; RESEARCH &amp; INNOVATION OFFICE</b>	
BIOFRONTIERS INSTITUTE	11,598,053
BOULDER VENTURE PARTNERS	534,857
COOPERATIVE INSTITUTE FOR RESEARCH IN ENVIRONMENTAL SCIENCES	106,043,432
INSTITUTE OF ARCTIC & ALPINE RESEARCH	12,183,899
INSTITUTE FOR BEHAVIORAL GENETICS	9,221,582
INSTITUTE OF BEHAVIORAL SCIENCE	16,430,508
INSTITUTE OF COGNITIVE SCIENCE	14,815,550
JILA	37,100,340
LABORATORY FOR ATMOSPHERIC & SPACE PHYSICS	147,766,754
MUSEUM	1,368,546
NATIONAL SOLAR OBSERVATORY	389,766
RENEE CROWN WELLNESS INSTITUTE	1,537,328
RENEWABLE & SUSTAINABLE ENERGY INSTITUTE	8,611,081
RESEARCH & INNOVATION OFFICE	2,620,653
SUSTAINABILITY INNOVATION LAB	(1,666,095)
<b>TOTAL RESEARCH INSTITUTES &amp; RESEARCH &amp; INNOVATION OFFICE</b>	<b>368,556,254</b>
<b>TOTAL FY 2023 (JULY 1, 2022 - JUNE 30, 2023)</b>	<b>624,820,431</b>

Expenditure data is provided by the Campus Controller's Office (CCO).

The Expenditures by Department report does not include CU Foundation (Boulder campus) gifts supporting research and creative work.

# Expenditures by Category

## Sponsored Projects Annual Financial Report - Fiscal Year 2023

EXPENSE CATEGORY	FEDERAL AWARDS	OTHER FEDERAL FLOW THRU & NON-FEDERAL AWARDS	PRIVATE AWARDS	STATE OF COLORADO AWARDS	TOTAL EXPENDED
SALARIES & WAGES	161,586,873	51,829,782	6,222,428	4,003,089	223,642,172
FRINGE BENEFITS	61,938,772	21,030,519	2,197,090	1,332,149	86,498,530
OPERATING EXPENSES	109,067,386	21,725,102	2,726,011	4,765,795	138,284,294
TRAVEL	8,663,271	3,056,981	244,806	90,345	12,055,403
UTILITIES	717,995				717,995
STUDENT AID	1,839,095	272,770	109,024	693,662	2,914,551
LIBRARY BOOKS & PERIODICALS	4,726			12,327	17,053
FIXED ASSET COSTS	14,659,099	4,141,973	782,397	568,912	20,152,381
FACILITIES & ADMINISTRATION COSTS	102,671,962	32,579,656	3,481,095	1,805,339	140,538,052
<b>TOTAL</b>	<b>461,149,178</b>	<b>134,636,783</b>	<b>15,762,852</b>	<b>13,271,618</b>	<b>624,820,431</b>

Expenditure data is provided by the Campus Controller's Office (CCO).

The Expenditures by Department report does not include CU Foundation (Boulder campus) gifts supporting research and creative work.

