

Fiscal Year 2017

ANNUAL FINANCIAL REPORT

Awards, proposals and expenditures
related to sponsored projects



Office of Contracts and Grants
UNIVERSITY OF COLORADO **BOULDER**

Contents

Sponsored Projects Annual Financial Report - Fiscal Year 2017

Introduction	1
Sources of Research Awards	2
Funding by Colleges and Research Institutes	3
10 Year Summary	4-5
Appendix - Detailed Data	7
Awards by Funding Agency	8
Awards by Department	9-10
Awards by Department with Affiliated Funds	11-12
Proposals by Funding Agency	13
Proposals by Department	14-15
Expenditures by Funding Agency	16
Expenditures by Department	17-18
Expenditures by Category	19
Acknowledgments	20



Introduction

Sponsored Projects Annual Financial Report - Fiscal Year 2017

CU Boulder hit a record-breaking milestone receiving over half-billion dollars in sponsored projects funding for fiscal year 2017. Award funding was \$507.9 million, \$71 million over fiscal year 2016, and expenditures were \$463.6 million. Our faculty submitted a record number of proposals (2,348) valued at nearly \$2 billion, and we issued over 30% more subawards to our external partners.

Surpassing a half-billion dollars in awards and steadily increasing expenditures is an extraordinary achievement and a testament to the quality and broad impact of our researcher's work. With continued emphasis on collaborative projects across a wide range of partners, CU Boulder's faculty, staff and students are addressing complex, interconnected problems facing our world.

The professional research administration staff in the Office of Contracts and Grants (OCG) continually leverages our expertise in proposal preparation and submission, negotiations, non-financial award management and compliance for all sponsored project agreements and funding on the CU Boulder campus. We work closely with the Campus Controller's Sponsored Projects Accounting office, which oversees the post-award financial administration of sponsored research, and the compliance units on campus supporting research. Together, we remain steadfast in our commitment to continuous improvement and opportunities to implement initiatives that improve efficiencies.

Service Agreements Added to OCG Contracting Umbrella

OCG now oversees the various stages of contract negotiations, execution and project management of service agreements. These agreements are legally binding contracts used for the sale of services (fee for service) from CU Boulder to an external sponsor. External sales and service offerings are a valuable approach to enhance relationships, increase research funding and provide job opportunities for students. Often these projects grow into larger research opportunities.

Master Research Agreements Streamline Industry Projects

CU Boulder experienced a 59% increase in industry awards over FY16 with \$23.8 million in industry awards. To help streamline projects with industry partners, a number of Master Research Agreements, or MRAs, were executed. MRAs further solidify and expand long-standing relationships between CU Boulder and our industry partners in a variety of research pursuits. Partners that established MRAs include:

- Ball Aerospace
- Battelle
- Chevron
- Denver Public Schools
- Harris Corporation
- Lockheed Martin
- Northrup Grumman
- NREL
- Wyle Laboratories

Commitment to a Robust Research Administration Training Program

OCG's Research Essentials training program continues to grow to meet the needs of CU Boulder's faculty and staff. Training offerings are expanding into in-depth topic areas, short on-demand videos and coordinated training efforts with other units supporting research.

2017 SNAPSHOT

Research Awards

\$507.9
Million

2,019
Awards

Proposals Submitted

2,348
\$1.98 Billion

Research Expenditures

\$463.6
Million

Sources of Research Awards

Sponsored Projects Annual Financial Report - Fiscal Year 2017

Federal vs. Non-Federal Award Funding

Federal agency funding accounted for two-thirds of sponsored awards in FY17.

Federal Agencies

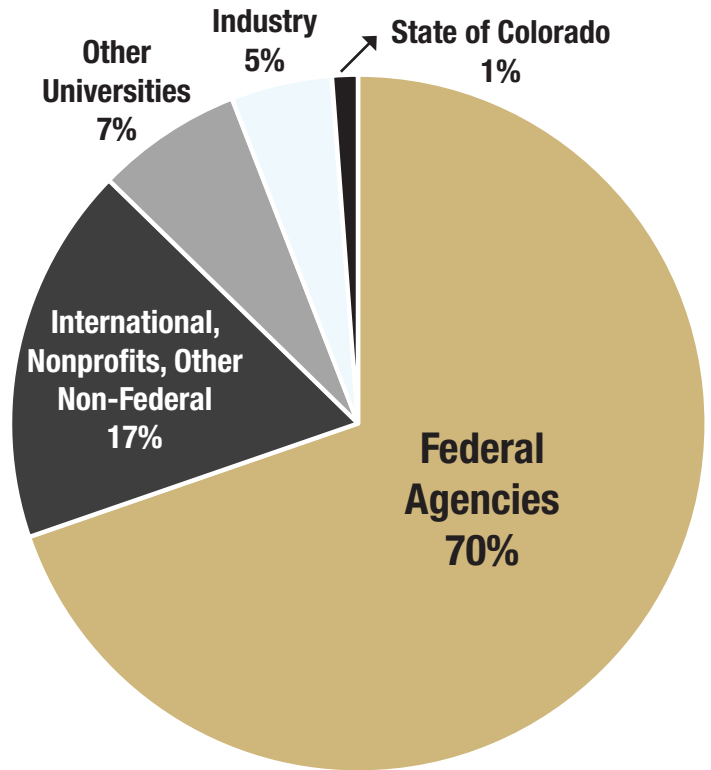
\$354.1 Million

Non-Federal Agencies

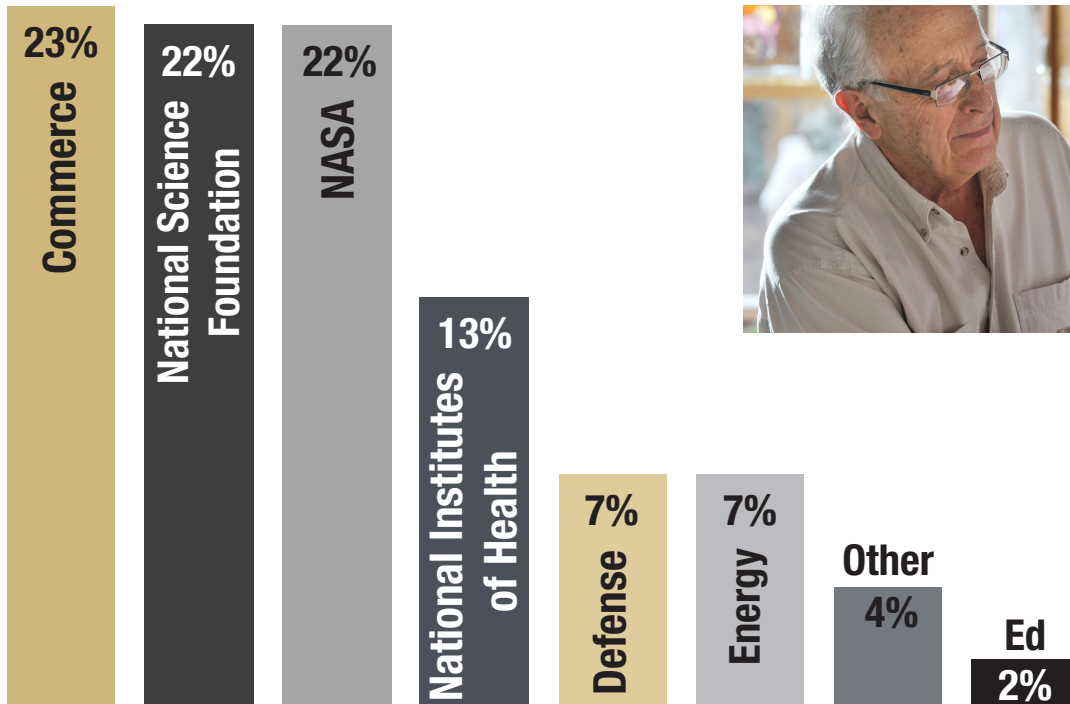
\$153.8 Million

Strong Industry Growth

CU Boulder continues to develop strong partnerships with industry. Private industry awards increased **59%** over FY16 with \$23.8 million in industry awards.



Research Funding by Federal Agency



Funding by Colleges and Research Institutes

Sponsored Projects Annual Financial Report - Fiscal Year 2017

Proposals Submitted

CU Boulder faculty submitted a record number of proposals in FY17 requesting nearly \$2 billion.

2,348 Proposals Submitted

\$1.98 Billion

Typically, proposals are funded or declined within six to twelve months after submission. There is not a one-to-one relationship between proposals and awards in these annual financial reports because proposals can be submitted in one fiscal year and the award received the following year.

Research on the CU Boulder Campus

2,000+ research faculty


2,000+ undergraduate students directly involved yearly in research

650 faculty and students involved in interdisciplinary bioscience research

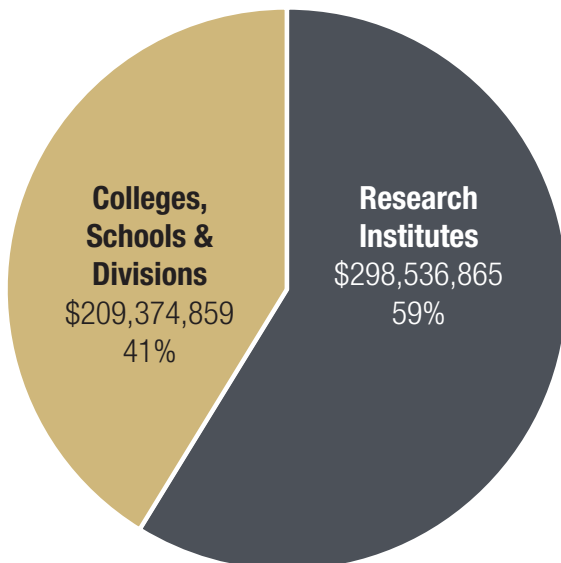
11 research institutes

90+ research centers across academic disciplines

50+ years of research partnerships with federal labs



Awards Summary Fiscal Year 2017 by Colleges and Research Institutes



Research Institutes by the Numbers

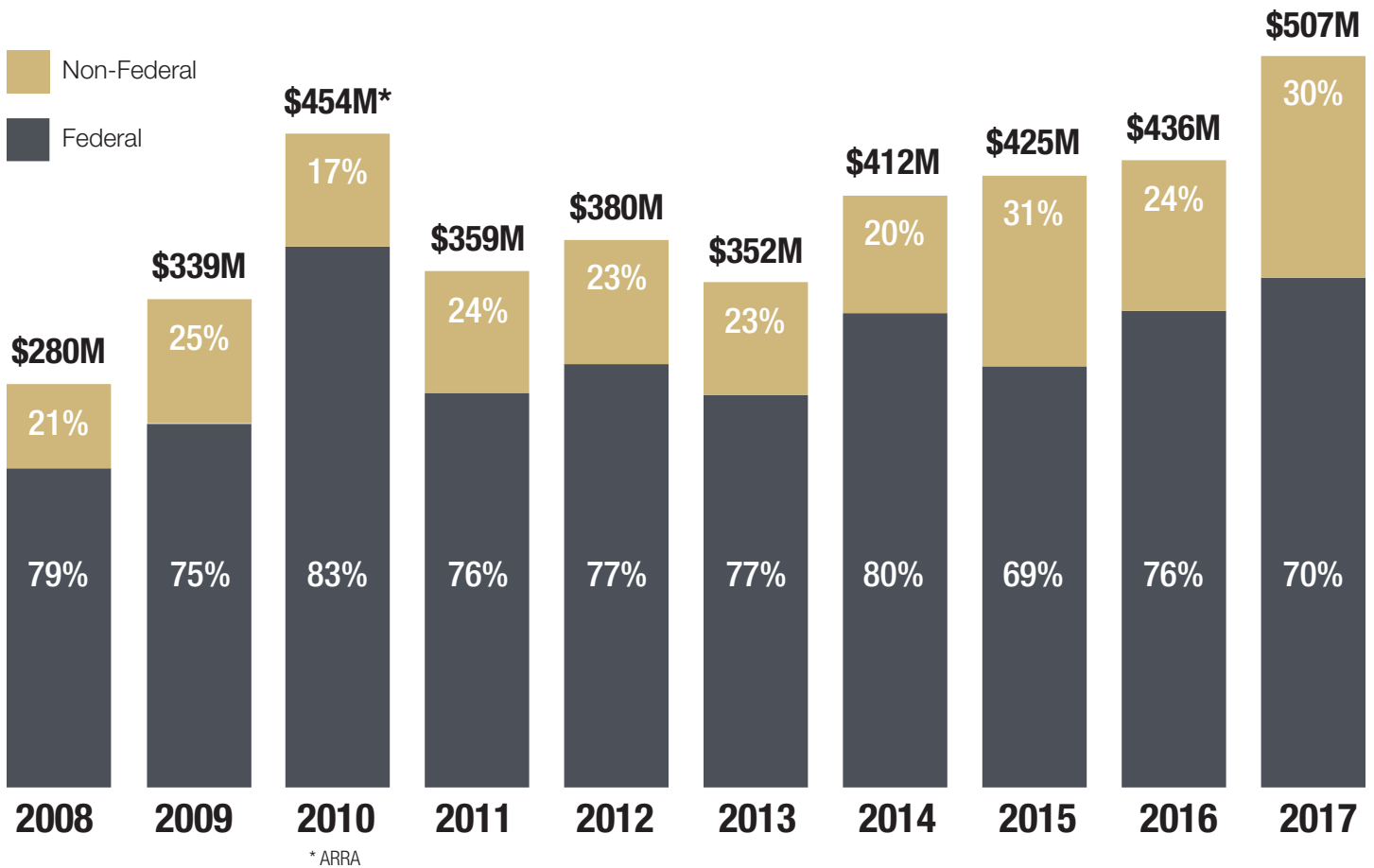
Laboratory for Atmospheric & Space Physics (LASP)	\$130,686,909
Cooperative Institute for Research in Environmental Sciences (CIRES)	\$85,218,000
JILA	\$33,537,109
Institute of Behavioral Science (IBS)	\$19,333,452
BioFrontiers Institute	\$8,450,938
Institute of Arctic & Alpine Research (INSTAAR)	\$7,402,617
Institute of Cognitive Science (ICS)	\$6,844,133
Institute for Behavioral Genetics (IBG)	\$5,119,418
Renewable & Sustainable Energy Institute (RASEI)	\$1,656,551
University of Colorado Museum of Natural History	\$287,738
Total	\$298,536,865

10 Year Summary

Sponsored Projects Annual Financial Report - Fiscal Year 2017

Total Award Funding

CU Boulder has experienced steady growth in sponsored project awards over the last decade. This past fiscal year saw 16% growth over FY16, and CU Boulder experienced a significant milestone with over a half-billion dollars in awards.



Top 5 Federal Funding Agencies

Five federal agencies are consistently the largest funding sources for CU Boulder awards:

- NASA**
- National Science Foundation**
- Department of Commerce**
- National Institutes of Health**
- Department of Defense**

Funding from these agencies remained steady in FY17.

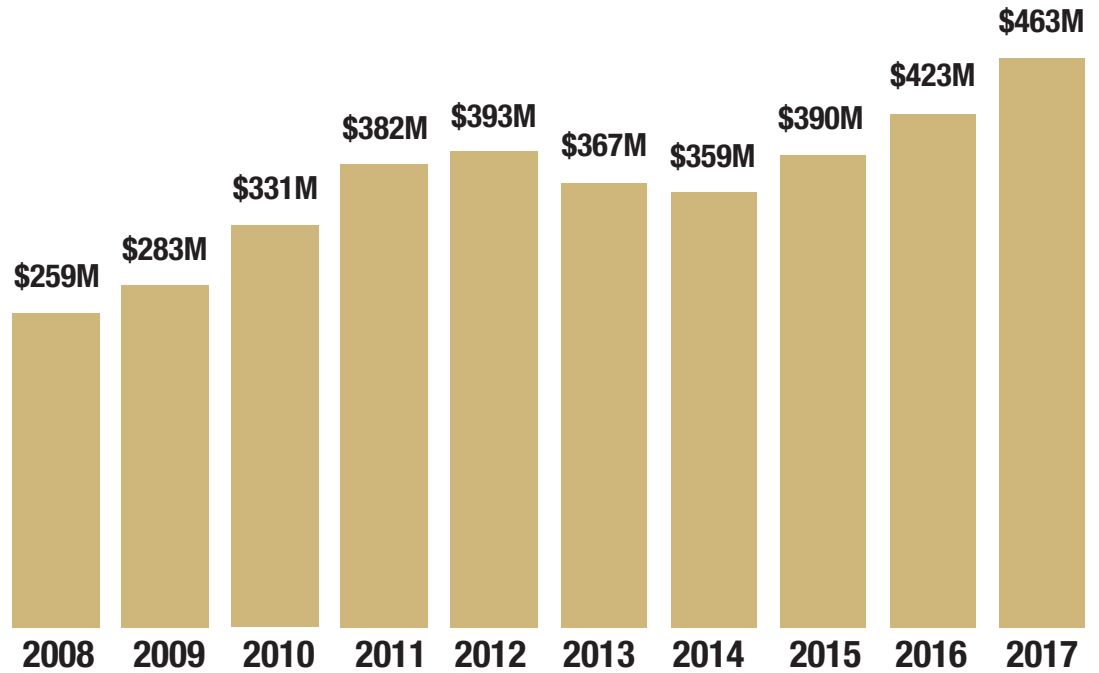
10 Year Summary

Sponsored Projects Annual Financial Report - Fiscal Year 2017

Expenditures

Expenditures increased 10% in fiscal year 2017 over 2016.

Surpassing a half-billion dollars in awards and steadily increasing expenditures is a significant achievement for CU Boulder and a testament to the work of our researchers and faculty.



Expenditure data is provided by Sponsored Projects Accounting in the Campus Controller's Office.





Appendix - Detailed Data

Sponsored Projects Annual Financial Report - Fiscal Year 2017

Awards by Funding Agency	8
Awards by Department	9-10
Awards by Department with Affiliated Funds	11-12
Proposals by Funding Agency	13
Proposals by Department	14-15
Expenditures by Funding Agency	16
Expenditures by Department	17-18
Expenditures by Category	19
Acknowledgments	20

Awards by Funding Agency

Sponsored Projects Annual Financial Report - Fiscal Year 2017

	Number of Awards	Award Amount
FEDERAL AGENCIES		
DEPARTMENT OF COMMERCE	83	80,704,339
DEPARTMENT OF DEFENSE	114	26,856,716
DEPARTMENT OF EDUCATION	15	5,714,956
DEPARTMENT OF ENERGY	49	19,713,294
DEPARTMENT OF ENERGY LABS (including NREL)	76	3,763,907
DEPARTMENT OF HEALTH & HUMAN SERVICES (NIH)	173	47,237,904
DEPARTMENT OF THE INTERIOR	24	1,974,540
NATIONAL AERONAUTICS & SPACE ADMINISTRATION	414	77,749,275
NATIONAL SCIENCE FOUNDATION	278	78,410,491
OTHER FEDERAL AGENCIES ¹	32	11,985,481
TOTAL FEDERAL AGENCIES	1,258	354,110,903
NON-FEDERAL AGENCIES		
ASSOCIATIONS & FOUNDATIONS	148	14,909,185
INTERNATIONAL UNIVERSITIES & ENTITIES	42	65,501,868
OTHER	14	814,817
OTHER UNIVERSITIES ²	208	31,756,740
PRIVATE INDUSTRY	223	23,820,808
PRIVATE NON PROFITS (including hospitals)	58	8,013,080
STATE OF COLORADO ³	36	6,237,923
STATE OF COLORADO UNIVERSITIES	32	2,746,400
TOTAL NON-FEDERAL AGENCIES	761	153,800,821
TOTAL AWARDS RECEIVED IN FISCAL YEAR 2017	2,019	507,911,724

Notes

1. Other Federal Agencies include: Department of Agriculture (6 awards), Department of Justice (1), Department of State (1), Department of Transportation (2), Environmental Protection Agency (2), Federal Aviation Administration (4), Forest Service (4), National Endowment for the Arts (1), National Endowment for the Humanities (1), Nuclear Regulatory Commission (1), Peace Corps (2), Tennessee Valley Authority (1), U.S. Agency for International Development (3), Veterans Administration (2), Vietnam Education Foundation (1)
2. Most funding from other universities originates with the federal government, but, historically, CU Boulder has counted these awards as non-federal.
3. State of Colorado includes: Colorado Department of Education (3 awards), Colorado Department of Human Services (2), Colorado Department of Public Health and Environment (7), Colorado Department of Transportation (4), Colorado Division of Wildlife (1), Colorado Higher Education Competitive Research Authority (5), Colorado Office of Economic Development (11), Colorado Department of Agriculture (1), Statewide Internet Portal Authority (2)

Awards by Department

Sponsored Projects Annual Financial Report - Fiscal Year 2017

	Number of Awards	Award Amount
ADMINISTRATION & COLLEGES		
ACADEMIC AFFAIRS	16	1,988,501
CAMPUS ADMINISTRATION	8	1,788,223
COLLEGE OF MEDIA, COMMUNICATION & INFORMATION	8	1,009,959
COLLEGE OF MUSIC	1	40,962
LEEDS SCHOOL OF BUSINESS	7	1,118,249
SCHOOL OF EDUCATION	40	8,395,739
SCHOOL OF LAW	6	621,806
TOTAL ADMINISTRATION & COLLEGES	86	14,963,439
COLLEGE OF ARTS & SCIENCES		
ANTHROPOLOGY	5	657,535
APPLIED MATHEMATICS	14	1,538,261
ART & ART HISTORY	2	42,000
ASTROPHYSICAL & PLANETARY SCIENCES	1	191,564
ATMOSPHERIC & OCEANIC SCIENCES	19	1,345,175
CENTER FOR ASIAN STUDIES	7	623,087
CENTER FOR ASTROPHYSICS & SPACE ASTRONOMY	64	4,364,461
CENTER FOR INTEGRATED PLASMA STUDIES	9	951,923
CENTER FOR LATIN AMERICAN STUDIES	1	10,000
CENTER OF THE AMERICAN WEST	2	59,086
CENTER TO ADVANCE RESEARCH & TRAINING IN SOCIAL SCIENCES	1	9,555
CHEMISTRY & BIOCHEMISTRY	85	15,657,347
COLORADO EUROPEAN UNION CENTER	1	34,176
ECOLOGY & EVOLUTIONARY BIOLOGY	23	3,188,275
ECONOMICS	1	70,555
ENVIRONMENTAL STUDIES PROGRAM	7	1,326,438
ETHNIC STUDIES	1	448,015
GEOGRAPHY	11	963,611
GEOLOGICAL SCIENCES	18	2,108,065
HISTORY	3	125,890
INTEGRATIVE PHYSIOLOGY	38	9,158,631
LINGUISTICS	3	148,299
MATHEMATICS	12	1,068,964
MOLECULAR, CELLULAR, & DEVELOPMENTAL BIOLOGY	61	11,150,129
PHYSICS	74	33,208,354
PROGRAM FOR WRITING & RHETORIC	1	1,500
PSYCHOLOGY & NEUROSCIENCE	52	13,218,075
SOCIOLOGY	2	46,968
SPEECH, LANGUAGE & HEARING SCIENCE	8	1,186,910
TOTAL COLLEGE OF ARTS & SCIENCES	526	102,902,849

Awards by Department

Sponsored Projects Annual Financial Report - Fiscal Year 2017

	Number of Awards	Award Amount
COLLEGE OF ENGINEERING & APPLIED SCIENCE		
ENGINEERING DEAN'S OFFICE	11	5,617,118
AEROSPACE ENGINEERING SCIENCES	171	16,061,866
ALLIANCE FOR TECHNOLOGY, LEARNING, & SOCIETY	7	2,599,603
CHEMICAL & BIOLOGICAL ENGINEERING	59	12,640,005
CE - RASEI		588,066
CIVIL, ENVIRONMENTAL & ARCHITECTURAL ENGINEERING	79	11,168,035
CEAE - RASEI		94,279
COMPUTER SCIENCE	45	6,801,311
CS - BIOFRONTIERS		157,001
ELECTRICAL, COMPUTER & ENERGY ENGINEERING	115	13,480,580
ECEE - RASEI		2,553
MECHANICAL ENGINEERING	101	10,374,107
TOTAL COLLEGE OF ENGINEERING & APPLIED SCIENCE	588	79,584,524
GRADUATE SCHOOL & RESEARCH INSTITUTES		
BIOFRONTIERS INSTITUTE	29	8,450,938
COOPERATIVE INSTITUTE FOR RESEARCH IN ENVIRONMENTAL SCIENCES	281	85,218,000
GRADUATE SCHOOL	30	11,924,047
INSTITUTE FOR BEHAVIORAL GENETICS	20	5,119,418
INSTITUTE OF ARCTIC & ALPINE RESEARCH	54	7,402,617
INSTITUTE OF BEHAVIORAL SCIENCE	45	19,333,452
INSTITUTE OF COGNITIVE SCIENCE	34	6,844,133
JILA	74	33,537,109
LABORATORY FOR ATMOSPHERIC & SPACE PHYSICS	226	130,686,909
MUSEUM	7	287,738
RENEWABLE & SUSTAINABLE ENERGY INSTITUTE (RASEI)	19	1,656,551
TOTAL GRADUATE SCHOOL & RESEARCH INSTITUTES	819	310,460,912
TOTAL FY 2017 (JULY 1, 2016 - JUNE 30, 2017)	2,019	507,911,724

Notes

- A sponsored project award is transferred from an external sponsor to CU Boulder under a grant, cooperative agreement, contract, purchase order or any other legally binding agreement. These awards differ from gifts, which are managed by the CU Foundation, because they include terms that restrict how the funds will be managed and expended.
- The total number of awards is calculated from the total number of funding increments for all projects (account numbers) during the fiscal year, e.g. some awards may be distributed to two, three or more projects for management purposes and have multiple funding increments during the fiscal year.
- The value of awards is calculated from the amount of funds obligated by the sponsor during the fiscal year for one budget period, not the total estimated cost for multiple budget periods, i.e. some awards receive incremental funding that may spread out the total obligations over several years. Award totals include direct and indirect costs.
- The report includes all the award actions taken during fiscal year 2017 (7/1/2016 - 6/30/2017). Typically, an award is received 6-12 months after submission of a proposal. There may be some overlap with proposals submitted during FY17, but there is no one-to-one relationship between proposals and awards in these reports.

Awards by Department with Affiliated Funds

Sponsored Projects Annual Financial Report - Fiscal Year 2017

	Number of Awards	Award Amount	Affiliated Funds
ADMINISTRATION & COLLEGES			
ACADEMIC AFFAIRS	16	1,988,501	2,495,377
CAMPUS ADMINISTRATION	8	1,788,223	2,516,613
COLLEGE OF MEDIA, COMMUNICATION & INFORMATION	8	1,009,959	1,181,756
COLLEGE OF MUSIC	1	40,962	
LEEDS SCHOOL OF BUSINESS	7	1,118,249	
SCHOOL OF EDUCATION	40	8,395,739	1,860,668
SCHOOL OF LAW	6	621,806	899,006
STUDENT AFFAIRS			14,343,466
TOTAL ADMINISTRATION & COLLEGES	86	14,963,439	
COLLEGE OF ARTS & SCIENCES			
ANTHROPOLOGY	5	657,535	104,297
APPLIED MATHEMATICS	14	1,538,261	745,010
ART & ART HISTORY	2	42,000	
ASTROPHYSICAL & PLANETARY SCIENCES	1	191,564	5,915,128
ATMOSPHERIC & OCEANIC SCIENCES	19	1,345,175	4,794,635
CENTER FOR ASIAN STUDIES	7	623,087	
CENTER FOR ASTROPHYSICS & SPACE ASTRONOMY	64	4,364,461	5,241,295
CENTER FOR INTEGRATED PLASMA STUDIES	9	951,923	2,066,458
CENTER FOR LATIN AMERICAN STUDIES	1	10,000	
CENTER OF THE AMERICAN WEST	2	59,086	
CENTER TO ADVANCE RESEARCH & TRAINING IN SOCIAL SCIENCES	1	9,555	97,686
CHEMISTRY & BIOCHEMISTRY	85	15,657,347	16,490,877
COLORADO EUROPEAN UNION CENTER	1	34,176	
ECOLOGY & EVOLUTIONARY BIOLOGY	23	3,188,275	3,458,151
ECONOMICS	1	70,555	
ENVIRONMENTAL STUDIES PROGRAM	7	1,326,438	967,403
ETHNIC STUDIES	1	448,015	
GEOGRAPHY	11	963,611	5,320,485
GEOLOGICAL SCIENCES	18	2,108,065	16,896,020
HISTORY	3	125,890	
INTEGRATIVE PHYSIOLOGY	38	9,158,631	2,932,781
LINGUISTICS	3	148,299	950,947
MATHEMATICS	12	1,068,964	270,476
MOLECULAR, CELLULAR, & DEVELOPMENTAL BIOLOGY	61	11,150,129	11,630,159
PHYSICS	74	33,208,354	24,174,650
PROGRAM FOR WRITING & RHETORIC	1	1,500	
PSYCHOLOGY & NEUROSCIENCE	52	13,218,075	10,481,072
SOCIOLOGY	2	46,968	1,646,305
SPEECH, LANGUAGE & HEARING SCIENCE	8	1,186,910	149,997
TOTAL COLLEGE OF ARTS & SCIENCES	526	102,902,849	

Awards by Department with Affiliated Funds

Sponsored Projects Annual Financial Report - Fiscal Year 2017

	Number of Awards	Award Amount	Affiliated Funds
COLLEGE OF ENGINEERING & APPLIED SCIENCE			
ENGINEERING DEAN'S OFFICE	11	5,617,118	5,378,789
AEROSPACE ENGINEERING SCIENCES	171	16,061,866	3,750,203
ALLIANCE FOR TECHNOLOGY, LEARNING, & SOCIETY	7	2,599,603	751,755
CHEMICAL & BIOLOGICAL ENGINEERING	59	12,640,005	6,291,033
CHEM ENGR - RASEI		588,066	
CIVIL, ENVIRONMENTAL & ARCHITECTURAL ENGINEERING	79	11,168,035	10,275,050
CEAE - RASEI		94,279	
COMPUTER SCIENCE	45	6,801,311	7,950,876
CS - BIOFRONTIERS		157,001	
ELECTRICAL, COMPUTER & ENERGY ENGINEERING	115	13,480,580	3,510,635
ECEE - RASEI		2,553	
MECHANICAL ENGINEERING	101	10,374,107	5,486,002
TOTAL COLLEGE OF ENGINEERING & APPLIED SCIENCE	588	79,584,524	
GRADUATE SCHOOL & RESEARCH INSTITUTES			
BIOFRONTIERS INSTITUTE	29	8,450,938	10,314,398
COOPERATIVE INSTITUTE FOR RESEARCH IN ENVIRONMENTAL SCIENCES	281	85,218,000	13,725,647
GRADUATE SCHOOL	30	11,924,047	4,444,822
INSTITUTE FOR BEHAVIORAL GENETICS	20	5,119,418	4,457,297
INSTITUTE OF ARCTIC & ALPINE RESEARCH	54	7,402,617	10,821,568
INSTITUTE OF BEHAVIORAL SCIENCE	45	19,333,452	3,751,176
INSTITUTE OF COGNITIVE SCIENCE	34	6,844,133	8,765,574
JILA	74	33,537,109	16,748,699
LABORATORY FOR ATMOSPHERIC & SPACE PHYSICS	226	130,686,909	16,920,007
MUSEUM	7	287,738	280,582
RENEWABLE & SUSTAINABLE ENERGY INSTITUTE (RASEI)	19	1,656,551	2,216,973
TOTAL GRADUATE SCHOOL & RESEARCH INSTITUTES	819	310,460,912	
TOTAL FY 2017 (JULY 1, 2016 - JUNE 30, 2017)	2,019	507,911,724	

Notes

- Affiliated Funds are defined as support to faculty members managed by departments or units other than the faculty member's home departments or units. The "total activity" of the faculty member(s) in a particular department can be estimated by adding the department/unit award amount with the affiliated fund amount.
- If a single account number has been assigned each affiliated department gets full credit for the total dollar amount received.
- If multiple account numbers have been assigned each department gets credit for only the dollar amount associated with each individual account number.

Proposals by Funding Agency

Sponsored Projects Annual Financial Report - Fiscal Year 2017

	Number of Proposals	Proposed Amount
FEDERAL AGENCIES		
DEPARTMENT OF AGRICULTURE	18	8,874,335
DEPARTMENT OF COMMERCE	39	226,157,057
DEPARTMENT OF DEFENSE	86	86,396,837
DEPARTMENT OF EDUCATION	12	18,181,233
DEPARTMENT OF ENERGY	44	51,068,576
DEPARTMENT OF ENERGY LABS (including NREL)	57	11,593,671
DEPARTMENT OF HEALTH & HUMAN SERVICES (NIH)	221	329,213,380
DEPARTMENT OF THE INTERIOR	32	3,086,807
NATIONAL AERONAUTICS & SPACE ADMINISTRATION	370	590,359,739
NATIONAL SCIENCE FOUNDATION	554	327,523,587
OTHER FEDERAL AGENCIES ¹	33	20,554,158
TOTAL FEDERAL AGENCIES	1,466	1,673,009,380
NON-FEDERAL AGENCIES		
ASSOCIATIONS & FOUNDATIONS	198	40,092,988
INTERNATIONAL UNIVERSITIES & ENTITIES	49	5,059,034
OTHER	24	2,736,304
OTHER UNIVERSITIES ²	270	108,215,624
PRIVATE INDUSTRY	186	38,847,524
PRIVATE NON PROFITS (including hospitals)	69	87,504,973
STATE OF COLORADO ³	31	8,676,545
STATE OF COLORADO UNIVERSITIES	55	20,270,744
TOTAL NON-FEDERAL AGENCIES	882	311,403,736
TOTAL PROPOSALS SUBMITTED FOR FISCAL YEAR 2017	2,348	1,984,413,116

Notes

1. Other Federal Agencies include: Department of Housing and Urban Development (1 Proposal), Environmental Protection Agency (2), Federal Aviation Administration (5), Institute of Museum Services (5), Joint Fire Science Program (2), National Endowment for the Arts (2), National Endowment for the Humanities (5), National Institute of Justice (2), Smithsonian Institution (1), Tennessee Valley Authority (1), U.S. Agency for International Development (3), Veterans Administration (4)
2. Most funding from other universities originates with the federal government, but, historically, CU Boulder has counted these agencies as non-federal.
3. State of Colorado includes: Colorado Clinical And Translational Sciences Institute (2 Proposals), Colorado Department of Education (3), Colorado Department of Higher Education (2), Colorado Department of Human Services (1), Colorado Department of Public Health and Environment (7), Colorado Department of Transportation (3), Colorado Office of Economic Development (10), Colorado Parks and Wildlife (2), State of Colorado (1), International Trade Office (1), Statewide Internet Portal Authority (1)

Proposals by Department

Sponsored Projects Annual Financial Report - Fiscal Year 2017

	Number of Proposals	Amount
ADMINISTRATION & COLLEGES		
ACADEMIC AFFAIRS	7	6,489,300
COLLEGE OF MEDIA, COMMUNICATIONS & INFORMATION	28	11,020,874
COLLEGE OF MUSIC	2	34,982
LIBRARIES	3	13,619
OFFICE OF INFORMATION TECHNOLOGY	10	1,771,889
LEEDS SCHOOL OF BUSINESS	8	3,270,341
OFFICE OF DIVERSITY, EQUITY & COMMUNITY	2	2,391,385
POLICE DEPARTMENT	1	8,120
SCHOOL OF EDUCATION	44	28,354,505
SCHOOL OF LAW	10	665,648
STUDENT AFFAIRS	1	1,250,000
TOTAL ADMINISTRATION & COLLEGES	116	55,270,663
COLLEGE OF ARTS & SCIENCES		
ANTHROPOLOGY	11	1,123,196
APPLIED MATHEMATICS	34	15,598,707
ART & ART HISTORY	2	42,024
ASTROPHYSICAL & PLANETARY SCIENCES	1	53,267
ATMOSPHERIC & OCEANIC SCIENCES	29	8,332,221
CENTER OF THE AMERICAN WEST	2	59,086
CENTER FOR ASIAN STUDIES	4	678,436
CENTER FOR ASTROPHYSICS & SPACE ASTRONOMY	52	17,751,562
CENTER FOR INTEGRATED PLASMA STUDIES	18	9,869,519
CENTER FOR LATIN AMERICAN STUDIES	1	10,000
CENTER TO ADVANCE RESEARCH & TRAINING IN SOCIAL SCIENCES	8	6,476,475
CHEMISTRY & BIOCHEMISTRY	105	69,390,077
COLORADO SHAKESPEARE FESTIVAL	1	25,000
ECOLOGY & EVOLUTIONARY BIOLOGY	49	15,087,524
ECONOMICS	4	531,578
ENGLISH	1	93,722
ENVIRONMENTAL STUDIES PROGRAM	14	7,809,022
ETHNIC STUDIES	1	448,015
GEOGRAPHY	30	10,245,010
GEOLOGICAL SCIENCES	34	10,454,496
GERMANIC & SLAVIC LANGUAGES & LITERATURES	1	202,622
HISTORY	2	67,830
INTEGRATIVE PHYSIOLOGY	54	27,391,317
LINGUISTICS	6	1,197,630
MATHEMATICS	14	2,432,752
MOLECULAR, CELLULAR & DEVELOPMENTAL BIOLOGY	62	106,707,176
PHYSICS	64	31,075,113
POLITICAL SCIENCE	2	28,930
PROGRAM FOR WRITING & RHETORIC	1	1,500
PSYCHOLOGY & NEUROSCIENCE	60	58,225,788
SOCIOLOGY	3	261,034
SPEECH, LANGUAGE & HEARING SCIENCE	12	3,870,644
TOTAL COLLEGE OF ARTS & SCIENCES	682	405,541,273

Proposals by Department

Sponsored Projects Annual Financial Report - Fiscal Year 2017

	Number of Proposals	Amount
COLLEGE OF ENGINEERING & APPLIED SCIENCE		
ENGINEERING DEAN'S OFFICE	11	24,643,878
AEROSPACE ENGINEERING SCIENCES	194	65,518,517
ALLIANCE FOR TECHNOLOGY, LEARNING, & SOCIETY	12	12,054,201
CHEMICAL & BIOLOGICAL ENGINEERING	113	67,417,409
CIVIL, ENVIRONMENTAL & ARCHITECTURAL ENGINEERING	119	30,716,705
COMPUTER SCIENCE	57	28,128,687
ELECTRICAL, COMPUTER & ENERGY ENGINEERING	120	61,368,521
MECHANICAL ENGINEERING	99	60,874,277
TOTAL COLLEGE OF ENGINEERING & APPLIED SCIENCE	725	350,722,195
GRADUATE SCHOOL & RESEARCH INSTITUTES		
BIOFRONTIERS INSTITUTE	26	18,755,699
CENTER FOR STEM LEARNING	7	2,720,393
COOPERATIVE INSTITUTE FOR RESEARCH IN ENVIRONMENTAL SCIENCES	271	384,461,169
GRADUATE SCHOOL	6	6,642,397
INSTITUTE FOR BEHAVIORAL GENETICS	25	46,202,202
INSTITUTE OF ARCTIC & ALPINE RESEARCH	90	33,048,018
INSTITUTE OF BEHAVIORAL SCIENCE	56	19,503,432
INSTITUTE OF COGNITIVE SCIENCE	46	48,594,379
JILA	42	48,154,274
LABORATORY FOR ATMOSPHERIC & SPACE PHYSICS	195	451,080,689
MUSEUM	15	71,171,187
RENEWABLE & SUSTAINABLE ENERGY INSTITUTE	41	40,301,550
SUSTAINABILITY INNOVATION LAB	5	2,243,596
TOTAL GRADUATE SCHOOL & RESEARCH INSTITUTES	825	1,172,878,985
TOTAL FY 2017 (JULY 1, 2016 - JUNE 30, 2017)	2,348	1,984,413,116

Notes

- This report includes all the proposals submitted during fiscal year 2017. Typically, proposals are funded or declined within six to twelve months after submission. There may be some overlap with the annual reports for awards that were received during fiscal year 2017, but there is no one-to-one relationship between proposals and awards in these reports.
- The number of proposals is calculated from the total number of submissions during the fiscal year.
- The value of proposals is calculated from the total estimated cost for all budget periods proposed. These amounts include direct and indirect costs and often are higher than the actual awarded amount.

Expenditures by Funding Agency

Sponsored Projects Annual Financial Report - Fiscal Year 2017

	Payments Received
FEDERAL AGENCIES	
CENTRAL INTELLIGENCE AGENCY	-2,584
DEPARTMENT OF AGRICULTURE	870,850
DEPARTMENT OF COMMERCE	71,653,456
DEPARTMENT OF DEFENSE	27,181,055
DEPARTMENT OF EDUCATION	4,842,520
DEPARTMENT OF ENERGY (includes DOE labs)	17,510,074
DEPARTMENT OF HEALTH & HUMAN SERVICES (NIH)	43,496,617
DEPARTMENT OF JUSTICE	1,559,179
DEPARTMENT OF THE INTERIOR	1,939,107
DEPARTMENT OF STATE	268,312
DEPARTMENT OF TRANSPORTATION	380,799
ENVIRONMENTAL PROTECTION AGENCY	1,705,476
NATIONAL AERONAUTICS & SPACE ADMINISTRATION	70,219,406
NATIONAL FOUNDATION ON THE ARTS & THE HUMANITIES	195,882
NATIONAL SCIENCE FOUNDATION	72,311,897
VETERANS ADMINISTRATION	38,823
OTHER FEDERAL	3,926,328
TOTAL FEDERAL AGENCIES	318,097,197
FEDERAL FLOW-THRU	
ASSOCIATIONS & FOUNDATIONS	1,870,359
OTHER LOCAL GOVERNMENTS OUTSIDE COLORADO	8,377,153
PRIVATE FEDERAL	10,268,529
PRIVATE FOR PROFIT HOSPITALS	-5,877
PRIVATE NON-PROFIT HOSPITALS	142,954
PRIVATE NON-PROFITS	5,549,815
PRIVATE UNIVERSITIES	7,395,113
PUBLIC UNIVERSITIES (NO CO STATE FUNDS)	18,056,047
STATE OF COLORADO UNIVERSITIES	2,524,457
TOTAL FEDERAL FLOW-THRU	54,178,550
OTHER	
ASSOCIATIONS & FOUNDATIONS	12,157,528
INTERNATIONAL	60,080,959
LOCAL GOVERNMENTS IN COLORADO	358,688
OTHER LOCAL GOVERNMENTS OUTSIDE COLORADO	382,499
PRIVATE	12,751,917
PRIVATE NON-PROFITS	711,210
PRIVATE UNIVERSITIES	717,812
PUBLIC UNIVERSITIES (NO CO STATE FUNDS)	874,748
STATE OF COLORADO UNIVERSITIES	247,526
STATE OF COLORADO	3,088,378
TOTAL OTHER	91,371,265
Grand Total	463,647,012

Notes

- This expenditure report counts only those funds advanced or reimbursed to CU Boulder during the fiscal year.
- Expenditure data is provided by Sponsored Projects Accounting in the Campus Controller's Office.

Expenditures by Department

Sponsored Projects Annual Financial Report - Fiscal Year 2017

	Payments Received
ADMINISTRATION & COLLEGES	
COLLEGE OF MEDIA, COMMUNICATION & INFORMATION	476,086
COLLEGE OF MUSIC	30,622
CONTINUING EDUCATION	162,671
LEEDS SCHOOL OF BUSINESS	1,435,654
LIBRARIES	96,095
OFFICE OF DIVERSITY, EQUITY & COMMUNITY ENGAGEMENT	5,797
OFFICE OF INFORMATION TECHNOLOGY	675,009
PLANNING, BUDGET & ANALYSIS	8,497
POLICE DEPARTMENT	1,398
PROGRAM IN ENVIRONMENTAL DESIGN	68,739
SCHOOL OF EDUCATION	6,588,732
BUENO	2,239,663
SCHOOL OF LAW	2,215,698
NATURAL RESOURCES LAW CENTER	28,426
STUDENT AFFAIRS	12,539,416
STUDENT ACADEMIC SERVICE CENTER	256,462
UNDERGRADUATE EDUCATION	12,217
OFFICE OF FINANCIAL AID	4,432,819
TOTAL ADMINISTRATION & COLLEGES	31,274,001
COLLEGE OF ARTS & SCIENCES	
ADMINISTRATION	8,753
ANTHROPOLOGY	665,312
APPLIED MATHEMATICS	1,977,727
ART & ART HISTORY	17,000
ASTROPHYSICAL & PLANETARY SCIENCES	133,176
ATMOSPHERIC & OCEANIC SCIENCES	2,023,062
CENTER TO ADVANCE RESEARCH & TEACHING IN THE SOCIAL SCIENCES	317,534
CENTER OF THE AMERICAN WEST	54,915
CENTER FOR ASIAN STUDIES	328,960
CENTER FOR INTEGRATED PLASMA STUDIES	1,214,670
CHEMISTRY	15,362,600
CENTER FOR ASTROPHYSICS & SPACE ASTRONOMY	4,216,891
COLORADO EUROPEAN UNION CENTER OF EXCELLENCE	(36,991)
ECOLOGY & EVOLUTIONARY BIOLOGY	2,849,269
ECONOMICS	15,654
ENVIRONMENTAL STUDIES	708,452
ETHNIC STUDIES	(13,500)
GEOGRAPHY	462,678
GEOLOGICAL SCIENCES	2,690,450
GERMAN & SLAVIC LANGUAGES & LITERATURES	31,344
HISTORY	140,230
INTEGRATIVE PHYSIOLOGY	7,018,251
LINGUISTICS	68,344
MATHEMATICS	429,266
MOLECULAR, CELLULAR & DEVELOPMENTAL BIOLOGY	11,404,707
PHILOSOPHY	42,749
PHYSICS	13,142,269
POLITICAL SCIENCE	54,626

Expenditures by Department

Sponsored Projects Annual Financial Report - Fiscal Year 2017

	Payments Received
COLLEGE OF ARTS & SCIENCES - CONTINUED	
PSYCHOLOGY & NEUROSCIENCE	11,076,428
RELIGIOUS STUDIES	8,268
SPANISH & PORTUGUESE	40,777
SPEECH, LANGUAGE & HEARING SCIENCE	850,726
SOCIOLOGY	56,400
TOTAL COLLEGE OF ARTS & SCIENCES	77,360,997
COLLEGE OF ENGINEERING & APPLIED SCIENCE	
AEROSPACE ENGINEERING SCIENCES	15,372,883
ALLIANCE FOR TECHNOLOGY, LEARNING & SOCIETY	3,176,518
BOLD CENTER	56,250
CHEMICAL ENGINEERING	13,146,278
CIVIL, ENVIRONMENTAL & ARCHITECTURAL ENGINEERING	9,582,983
CIVIL ENGINEERING - CADSWES	1,370,852
COLLEGE OF ENGINEERING & APPLIED SCIENCE	72,564
COLORADO POWER ELECTRONICS CENTER	147,064
COMPUTER SCIENCE	6,608,115
ELECTRICAL, COMPUTER & ENERGY ENGINEERING	12,386,862
GENERAL ENGINEERING PLUS	22,953
IDEA FORGE	11,940
INTEGRATED MICRO/NANO ELECTROMECHANICAL TRANSDUCERS	47,560
INTEGRATED TEACHING & LEARNING LAB	596,777
MECHANICAL ENGINEERING	13,653,119
MEMBRANCE APPLIED SCIENCE & TECHNOLOGY	521,465
OPTOELECTRONIC COMPUTING SYSTEMS CENTER	(96)
SPACE GRANT COLLEGE	1,015,323
TOTAL COLLEGE OF ENGINEERING & APPLIED SCIENCE	77,789,410
GRADUATE SCHOOL & RESEARCH INSTITUTES	
BIOFRONTIERS INSTITUTE	6,949,389
CENTER FOR LIMB ATMOSPHERIC SOUNDING	11,202
CENTER FOR STEM LEARNING	1,323,724
COOPERATIVE INSTITUTE FOR RESEARCH IN ENVIRONMENTAL SCIENCES	81,962,853
GRADUATE SCHOOL	869,764
GRADUATE TEACHER PROGRAM	12,577
INSTITUTE OF ARCTIC & ALPINE RESEARCH	12,460,801
INSTITUTE FOR BEHAVIORAL GENETICS	6,837,812
INSTITUTE OF BEHAVIORAL SCIENCE	11,396,889
INSTITUTE OF COGNITIVE SCIENCE	5,695,678
JILA	26,956,608
LABORATORY FOR ATMOSPHERIC & SPACE PHYSICS	119,206,029
MUSEUM	797,315
OFFICE OF CONTRACTS & GRANTS	44,289
RENEWABLE & SUSTAINABLE ENERGY INSTITUTE	1,374,490
SUSTAINABILITY INNOVATION LAB	1,323,184
TOTAL GRADUATE SCHOOL & RESEARCH INSTITUTES	277,222,604
TOTAL FY 2016 (JULY 1, 2016 - JUNE 30, 2017)	463,647,012

Expenditures by Category

Sponsored Projects Annual Financial Report - Fiscal Year 2017

EXPENSE CATEGORY	TOTAL EXPENDED	FEDERAL AWARDS	STATE OF COLORADO AWARDS	INDUSTRY AWARDS	OTHER FEDERAL FLOW THRU & NON-FEDERAL AWARDS
SALARIES & WAGES	163,323,737	119,792,220	2,366,946	4,904,327	36,260,244
FRINGE BENEFITS	56,582,816	40,223,542	755,948	1,508,607	14,094,719
TUITION WAIVERS	7,122,022	5,054,858	81,926	355,088	1,630,150
OPERATING EXPENSES	50,108,927	29,424,442	599,769	1,120,128	18,964,589
SUBCONTRACTS	66,549,792	31,751,068	552,281	1,711,524	32,534,919
TRAVEL	11,599,126	8,435,705	62,911	311,993	2,788,516
UTILITIES	652,127	652,095	0	0	33
STUDENT AID	3,956,709	3,878,309	23,300	30,227	24,873
LIBRARY BOOKS & PERIODICALS	9,755	71	9,684	0	0
FIXED ASSET COSTS	14,144,046	11,524,705	551,779	349,590	1,717,972
FACILITIES & ADMINISTRATION COSTS	89,598,504	67,362,383	854,718	2,460,433	18,920,971
GENERAL RECHARGES	-550	-2,200	1,100	0	550
TOTAL	463,647,012	318,097,196	5,860,362	12,751,917	126,937,536

Expenditure data is provided by Sponsored Projects Accounting in the Campus Controller's Office.

Acknowledgments

Sponsored Projects Annual Financial Report - Fiscal Year 2017

Office of Contracts and Grants

Denitta D. Ward, Assistant Vice Chancellor for Research, Director

Pam Tazik, Deputy Director

Campus Controller's Office Sponsored Projects Accounting

Laura Ragin, Assistant Vice Chancellor and Controller

Leila McCamey, Deputy Controller and Director Sponsored Projects Accounting

Published by the Office of Contracts and Grants University of Colorado Boulder

Design and Editing

Nicole Jenkins, Assistant Director Communications & Training
Office of Contracts and Grants

Data Preparation

Roger McCormick, Business Intelligence Systems Analyst
Office of Contracts and Grants

James Lei, CPA, Assistant Director
Sponsored Projects Accounting

Pat Jittboon, Business Intelligence Systems Analyst
Sponsored Project Accounting

Photo Credits

Casey Cass, Cover

Glenn Asakawa, Page 2

Patrick Campbell, Page 3

Casey Cass, Page 4

Casey Cass, Page 5

Patrick Campbell, Page 6

www.colorado.edu/ocg