



Photo: Patrick Campbell

Fiscal Year 2020

ANNUAL FINANCIAL REPORT

Awards, proposals, gifts and expenditures
in support of research



University of Colorado **Boulder**

Contents

2020 Snapshot	1
Sources of Research Funding	2
10 Year Summary	3
Appendix - Detailed Data	5
Research Support by Source	6
Awards by Department	7-8
Proposals by Funding Agency	9
Proposals by Department	10-11
Expenditures by Funding Agency	12
Expenditures by Department	13-14
Expenditures by Category	15

2020 Snapshot

Total Support for Research

\$613.9
Million

Proposals
Submitted

2,383
\$2.44 Billion

3,613
Awards & Gifts

Research
Expenditures

\$499.5
Million

CU Boulder research is creating global impact by cultivating and supporting collaboration, transformation and leadership.



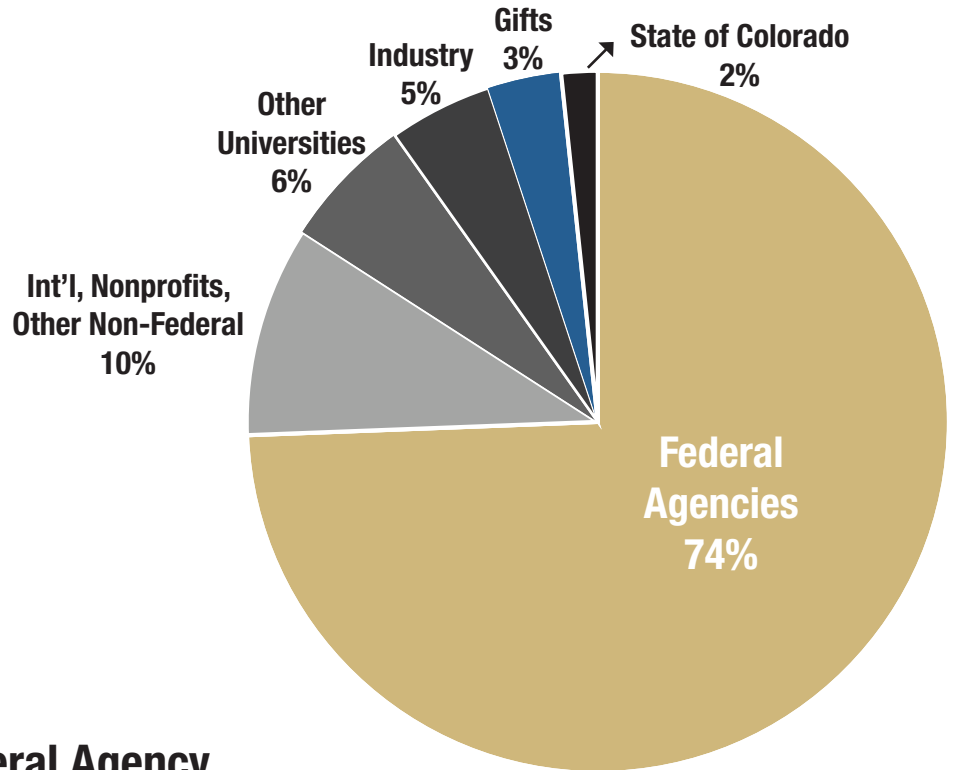
Photo: Casey Cassi

Sources of Research Funding

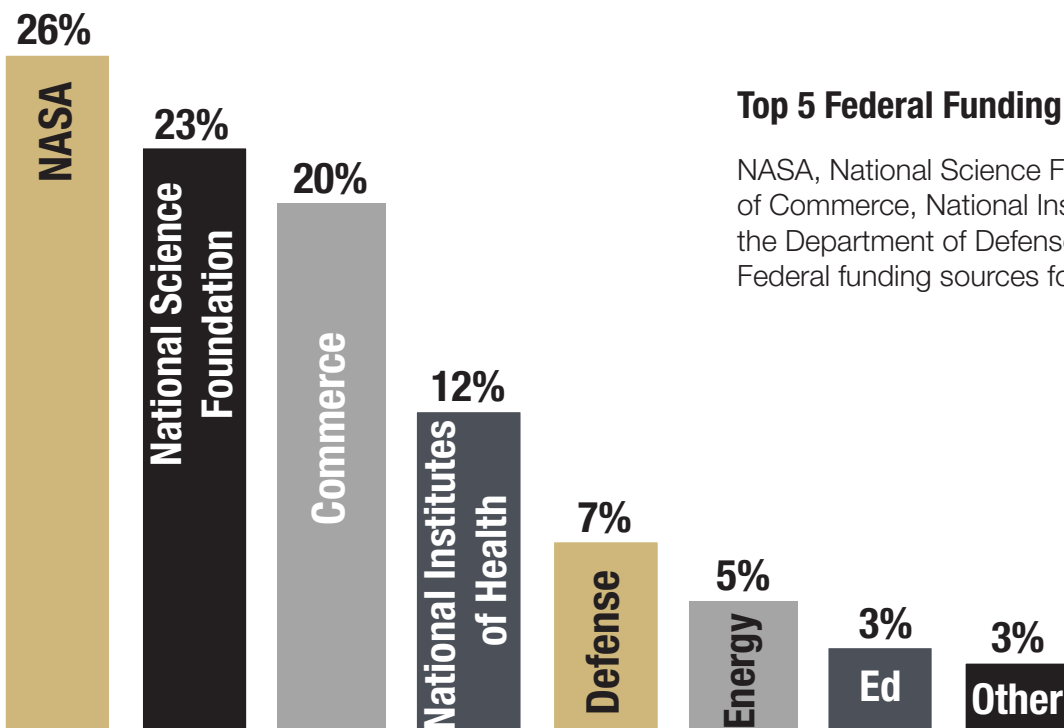
Federal vs. Non-Federal Award Funding

Federal Agencies
\$456.7 Million

Non-Federal Sources
\$157.2 Million



Research Funding by Federal Agency

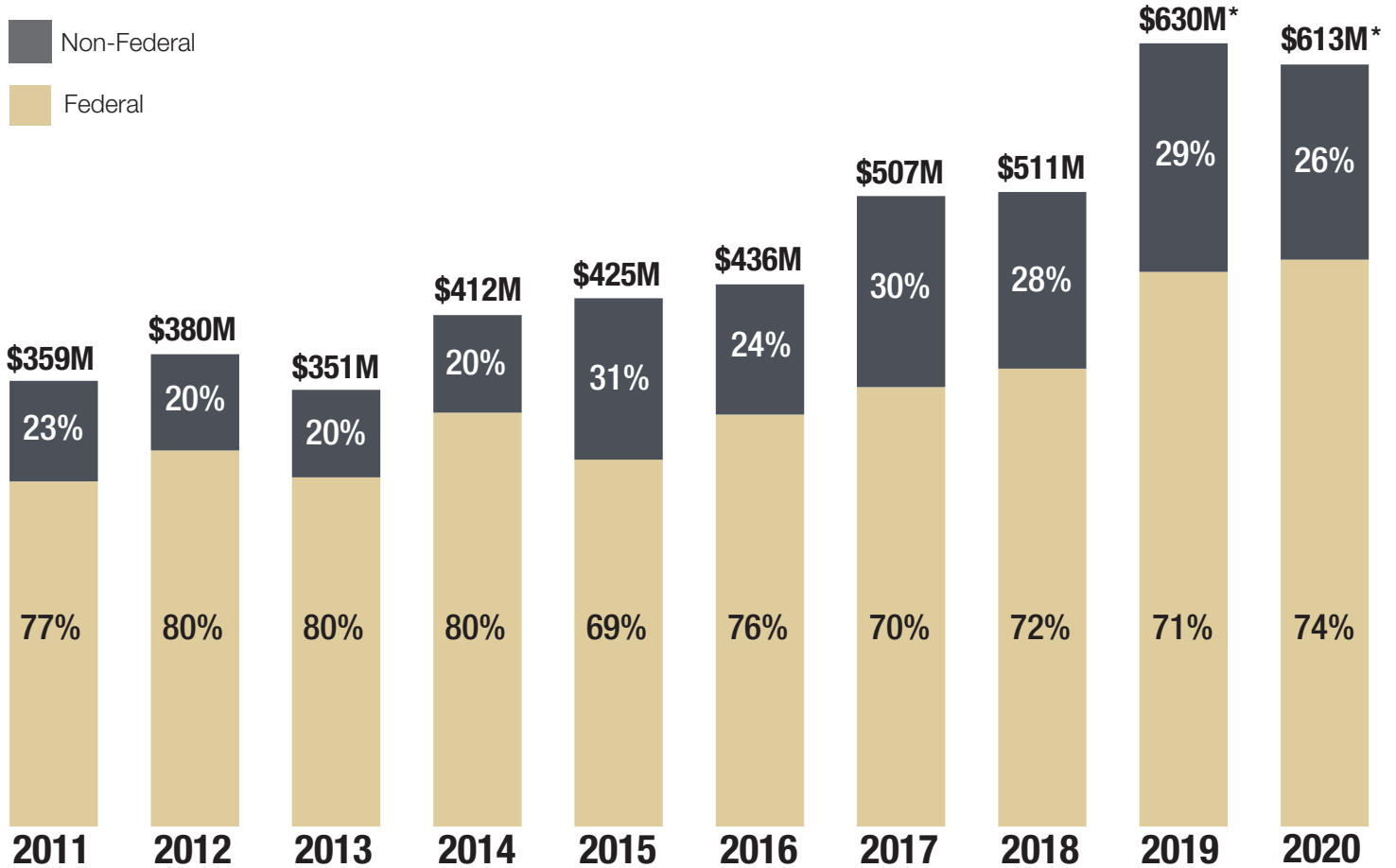


Top 5 Federal Funding Agencies

NASA, National Science Foundation (NSF), Department of Commerce, National Institutes of Health (NIH) and the Department of Defense are consistently the largest Federal funding sources for CU Boulder awards.

10 Year Summary

Total Award Funding



* Beginning FY19 total includes CU Foundation gifts in support of research

Expenditures

Expenditure data is provided by the Campus Controller's Office.

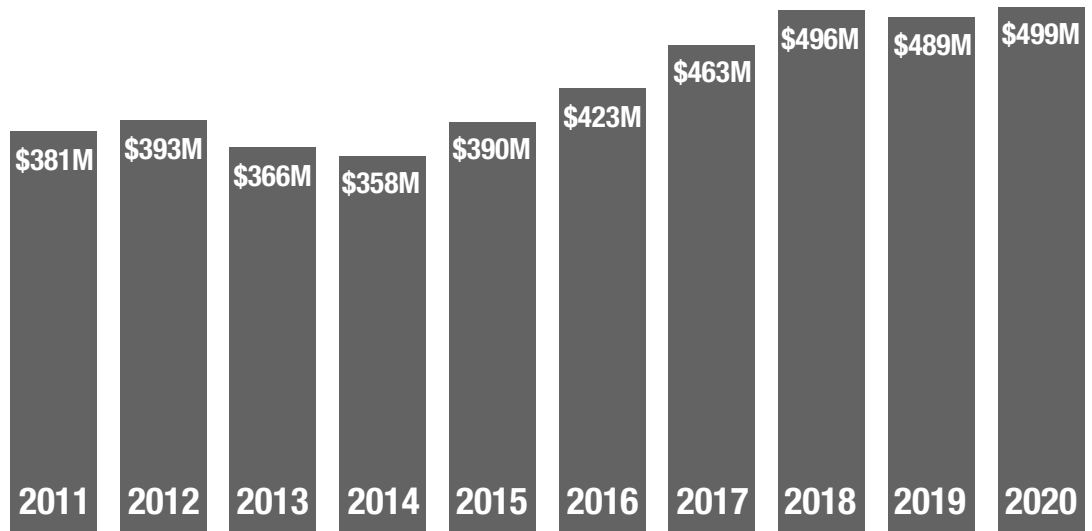




Photo: Casey Cass

Appendix - Detailed Data

Sponsored Projects Annual Financial Report - Fiscal Year 2020

Research Support by Source	6
Awards by Department	7-8
Proposals by Funding Agency	9
Proposals by Department	10-11
Expenditures by Funding Agency	12
Expenditures by Department	13-14
Expenditures by Category	15

Research Support by Source

Sponsored Projects Annual Financial Report - Fiscal Year 2020

	Number of Awards	Award Amount
FEDERAL AGENCY AWARDS		
DEPARTMENT OF AGRICULTURE	9	2,783,392
DEPARTMENT OF COMMERCE	115	92,819,348
DEPARTMENT OF DEFENSE	118	33,957,581
DEPARTMENT OF EDUCATION	17	15,495,686
DEPARTMENT OF ENERGY	47	15,907,266
DEPARTMENT OF ENERGY LABS (including NREL)	89	7,439,221
DEPARTMENT OF HEALTH & HUMAN SERVICES (NIH)	170	56,687,295
DEPARTMENT OF THE INTERIOR	33	3,741,873
NATIONAL AERONAUTICS & SPACE ADMINISTRATION	414	118,903,707
NATIONAL SCIENCE FOUNDATION	286	102,728,893
OTHER FEDERAL AGENCIES ¹	23	6,274,009
TOTAL FEDERAL AGENCY AWARDS	1,321	456,738,271
NON-FEDERAL AWARDS		
ASSOCIATIONS & FOUNDATIONS	145	27,670,626
INTERNATIONAL UNIVERSITIES & ENTITIES	42	21,091,968
OTHER	25	1,454,708
OTHER UNIVERSITIES ²	315	37,341,592
PRIVATE INDUSTRY	257	28,917,850
PRIVATE NON PROFITS (including hospitals)	77	9,686,761
STATE OF COLORADO ³	40	5,786,873
STATE OF COLORADO UNIVERSITIES	41	4,494,710
TOTAL NON-FEDERAL AWARDS	942	136,445,088
SUBTOTAL FEDERAL & NON-FEDERAL AWARDS	2,263	593,183,359
CU FOUNDATION GIFTS SUPPORTING RESEARCH (Boulder campus)*	1,350	20,746,267
TOTAL AWARDS & GIFTS RECEIVED IN FISCAL YEAR 2020	3,613	613,929,626

Notes

1. Other Federal Agencies: Department of Homeland Security (1 award), Environmental Protection Agency (1), Federal Aviation Administration (4), National Archives and Records Admin (1), National Endowment for the Humanities (2), National Solar Observatory (2), Peace Corps (1), Tennessee Valley Authority (4), U.S. Agency for International Development (2), Veterans Administration (5)
 2. Most funding from other universities originates with the federal government, but, historically, CU Boulder has counted these awards as non-federal.
 3. State of Colorado: Colorado Council on the Arts (1 award), Colorado Department of Education (6), Colorado Department of Higher Education (2), Colorado Department of Human Services (4), Colorado Department of Public Health and Environment (6), Colorado Department of Public Safety (1), Colorado Department of Revenue (1), Colorado Department of State - Secretary of State (1), Colorado Department of Transportation (3), Colorado Higher Education Competitive Research Authority (4), Colorado Office of Economic Development (10), Colorado Renewable Energy Authority (1), Colorado Water Conservation Board (1)
- * CU Foundation (Boulder Campus) gifts supporting research are included in the total awards and gifts received in support of sponsored research and projects.

Awards by Department

Sponsored Projects Annual Financial Report - Fiscal Year 2020

	Number of Awards	Award Amount
ADMINISTRATION & COLLEGES		
ACADEMIC AFFAIRS	9	7,842,858
COLLEGE OF MEDIA, COMMUNICATION & INFORMATION	11	1,593,890
COLLEGE OF MUSIC	1	57,778
FINANCE & BUSINESS STRATEGY	1	9,366,204
GRADUATE SCHOOL	2	204,000
LEEDS SCHOOL OF BUSINESS	15	1,995,244
LIBRARIES	7	211,315
OFFICE OF DIVERSITY, EQUITY & COMMUNITY ENGAGEMENT	6	244,134
OFFICE OF INFORMATION TECHNOLOGY	2	400,367
SCHOOL OF EDUCATION	49	8,043,770
SCHOOL OF LAW	6	1,866,800
STUDENT AFFAIRS	4	206,490
TOTAL ADMINISTRATION & COLLEGES	113	32,032,850
COLLEGE OF ARTS & SCIENCES		
ANTHROPOLOGY	3	70,673
APPLIED MATHEMATICS	26	4,511,044
ASIAN LANGUAGES & CIVILIZATIONS	1	25,000
ASTROPHYSICAL & PLANETARY SCIENCES	3	374,083
ATMOSPHERIC & OCEANIC SCIENCES	23	4,373,940
BIOCHEMISTRY	36	5,480,623
CENTER FOR ASIAN STUDIES	2	289,964
CENTER FOR ASTROPHYSICS & SPACE ASTRONOMY	53	4,517,564
CENTER FOR INTEGRATED PLASMA STUDIES	6	926,200
CENTER TO ADVANCE RESEARCH & TRAINING IN SOCIAL SCIENCES	3	326,831
CHEMISTRY	32	7,818,585
CINEMA STUDIES	1	225,000
COLORADO EUROPEAN UNION CENTER OF EXCELLENCE	1	70,374
COLORADO SHAKESPEARE FESTIVAL	1	10,000
ECOLOGY & EVOLUTIONARY BIOLOGY	28	3,700,385
ENVIRONMENTAL STUDIES PROGRAM	11	1,528,830
FISKE PLANETARIUM	2	318,803
GEOGRAPHY	6	494,541
GEOLOGICAL SCIENCES	24	3,586,809
GERMANIC & SLAVIC LANGUAGES & LITERATURES	1	33,227
HISTORY	4	205,000
INTEGRATIVE PHYSIOLOGY	52	13,226,030
MATHEMATICS	8	693,595
MOLECULAR, CELLULAR, & DEVELOPMENTAL BIOLOGY	36	8,457,289
PHYSICS	87	32,964,545
POLITICAL SCIENCE	2	22,500
PSYCHOLOGY & NEUROSCIENCE	39	9,068,242
RELIGIOUS STUDIES	1	24,933
SOCIOLOGY	2	25,073
SPEECH, LANGUAGE & HEARING SCIENCE	12	1,229,429
THEATRE & DANCE	1	9,000
TOTAL COLLEGE OF ARTS & SCIENCES	507	104,608,112

The Awards by Department report does not include CU Foundation (Boulder campus) gifts supporting research.

Awards by Department

Sponsored Projects Annual Financial Report - Fiscal Year 2020

	Number of Awards	Award Amount
COLLEGE OF ENGINEERING & APPLIED SCIENCE		
ENGINEERING DEAN'S OFFICE	41	13,009,998
AEROSPACE ENGINEERING SCIENCES	218	33,165,951
ALLIANCE FOR TECHNOLOGY, LEARNING, & SOCIETY	7	1,318,679
CHEMICAL & BIOLOGICAL ENGINEERING	75	16,149,699
CHBE - RASEI		410,092
CHBE - BIOFRONTIERS		832,969
CIVIL, ENVIRONMENTAL & ARCHITECTURAL ENGINEERING	83	10,327,735
CEAE - RASEI		372,594
COMPUTER SCIENCE	53	9,543,461
CS - BIOFRONTIERS		56,515
ELECTRICAL, COMPUTER & ENERGY ENGINEERING	73	11,905,549
ECEE - RASEI		364,911
MATERIALS SCIENCE & ENGINEERING	1	300,486
MECHANICAL ENGINEERING	138	19,185,435
TOTAL COLLEGE OF ENGINEERING & APPLIED SCIENCE	689	116,944,074
RESEARCH INSTITUTES & RESEARCH & INNOVATION OFFICE		
BIOFRONTIERS INSTITUTE	47	10,316,349
CENTER FOR STEM LEARNING	2	37,661
COOPERATIVE INSTITUTE FOR RESEARCH IN ENVIRONMENTAL SCIENCES	280	105,963,518
INSTITUTE FOR BEHAVIORAL GENETICS	13	5,619,607
INSTITUTE OF ARCTIC & ALPINE RESEARCH	63	12,837,972
INSTITUTE OF BEHAVIORAL SCIENCE	53	17,244,091
INSTITUTE OF COGNITIVE SCIENCE	51	15,091,519
JILA	80	45,957,069
LABORATORY FOR ATMOSPHERIC & SPACE PHYSICS	282	109,836,255
MUSEUM	14	1,722,901
RENEE CROWN WELLNESS INSTITUTE	3	968,285
RENEWABLE & SUSTAINABLE ENERGY INSTITUTE (RASEI)	39	8,940,229
RESEARCH & INNOVATION OFFICE	27	5,062,867
TOTAL RESEARCH INSTITUTES & RESEARCH & INNOVATION OFFICE	954	339,598,323
TOTAL FY 2020 (JULY 1, 2019 - JUNE 30, 2020)	2,263	593,183,359

Notes

- A sponsored project award is transferred from an external sponsor to CU Boulder under a grant, cooperative agreement, contract, purchase order or any other legally binding agreement. These awards differ from gifts, which are managed by the CU Foundation, because they include terms that restrict how the funds will be managed and expended.
- The total number of awards is calculated from the total number of funding increments for all projects (account numbers) during the fiscal year, e.g. some awards may be distributed to two, three or more projects for management purposes and have multiple funding increments during the fiscal year.
- The value of awards is calculated from the amount of funds obligated by the sponsor during the fiscal year for one budget period, not the total estimated cost for multiple budget periods, i.e. some awards receive incremental funding that may spread out the total obligations over several years. Award totals include direct and indirect costs.
- The report includes all the award actions taken during fiscal year 2020. Typically, an award is received 6-12 months after submission of a proposal. There may be some overlap with proposals submitted during FY20, but there is no one-to-one relationship between proposals and awards in these reports.
- The Awards by Department report does not include CU Foundation (Boulder campus) gifts supporting research.

Proposals by Funding Agency

Sponsored Projects Annual Financial Report - Fiscal Year 2020

FEDERAL AGENCIES	Number of Proposals	Proposed Amount
DEPARTMENT OF AGRICULTURE	12	3,112,453
DEPARTMENT OF COMMERCE	61	36,380,033
DEPARTMENT OF DEFENSE	89	84,170,579
DEPARTMENT OF EDUCATION	12	24,267,862
DEPARTMENT OF ENERGY	57	54,297,802
DEPARTMENT OF ENERGY LABS (including NREL)	68	24,689,090
DEPARTMENT OF HEALTH & HUMAN SERVICES (NIH)	210	304,257,855
DEPARTMENT OF THE INTERIOR	30	3,400,471
NATIONAL AERONAUTICS & SPACE ADMINISTRATION	365	559,072,470
NATIONAL SCIENCE FOUNDATION	492	412,502,442
OTHER FEDERAL AGENCIES ¹	33	15,535,410
TOTAL FEDERAL AGENCIES	1,429	1,521,686,467
 NON-FEDERAL SOURCES		
ASSOCIATIONS & FOUNDATIONS	181	152,169,916
INTERNATIONAL UNIVERSITIES & ENTITIES	46	35,359,937
OTHER	20	3,857,866
OTHER UNIVERSITIES ²	278	637,017,772
PRIVATE INDUSTRY	241	56,792,564
PRIVATE NON PROFITS (including hospitals)	91	18,321,419
STATE OF COLORADO ³	34	4,040,259
STATE OF COLORADO UNIVERSITIES	63	16,809,905
TOTAL NON-FEDERAL SOURCES	954	924,369,638
 TOTAL PROPOSALS SUBMITTED FOR FISCAL YEAR 2020	 2,383	 2,446,056,105

Notes

- Other Federal Agencies Include: Environmental Protection Agency (2 Awards), Federal Highway Administration (1), Institute of Museum and Library Services (2), Joint Fire Science Program (1), National Endowment for the Arts (3), National Endowment for the Humanities (9), National Institute of Justice (1), Tennessee Valley Authority (3), U.S. Agency for International Development (1), Veterans Administration (4), Department of State (1), Smithsonian Institution (1), Department of Justice (2), Bureau of Justice Assistance (2)
- Most funding from other universities originates with the federal government, but, historically, CU Boulder has counted these agencies as non-federal.
- State of Colorado Entities: Colorado Department of Education (6 awards), Colorado Department of Higher Education (3), Colorado Department of Human Services (3), Colorado Department of Public Health and Environment (1), Colorado Department of Transportation (5), Colorado Office of Economic Development (9), Office Of The Attorney General (1), State of Colorado (3), Colorado Council on the Arts (1), History Colorado State Historical Fund (2)

Proposals by Department

Sponsored Projects Annual Financial Report - Fiscal Year 2020

	Number of Proposals	Amount
ADMINISTRATION & COLLEGES		
ACADEMIC AFFAIRS	12	9,651,537
COLLEGE OF MEDIA, COMMUNICATIONS & INFORMATION	17	3,466,132
COLLEGE OF MUSIC	1	72,945
FACILITIES MANAGEMENT	1	791,871
FINANCE & BUSINESS STRATEGY	1	9,366,204
GRADUATE SCHOOL	3	589,000
LIBRARIES	5	371,380
OFFICE OF DIVERSITY, EQUITY & COMMUNITY ENGAGEMENT	6	803,668
POLICE DEPARTMENT	1	250,000
LEEDS SCHOOL OF BUSINESS	4	400,562
SCHOOL OF EDUCATION	46	18,649,755
SCHOOL OF LAW	2	340,450
STUDENT AFFAIRS	3	3,144,783
TOTAL ADMINISTRATION & COLLEGES	102	47,898,287
COLLEGE OF ARTS & SCIENCES		
ANTHROPOLOGY	8	1,719,909
APPLIED MATHEMATICS	34	10,647,750
ART MUSEUM	4	107,000
ASIAN LANGUAGES & CIVILIZATIONS	3	197,764
ASTROPHYSICAL & PLANETARY SCIENCES	3	2,052,887
ATMOSPHERIC & OCEANIC SCIENCES	36	14,999,402
BIOCHEMISTRY	53	38,824,187
CENTER FOR ASIAN STUDIES	4	575,586
CENTER OF WESTERN CIVILIZATION, THOUGHT & POLICY	1	1,919,981
CENTER FOR INTEGRATED PLASMA STUDIES	4	14,545,865
CENTER FOR LATIN AMERICAN STUDIES	1	91,716
CENTER TO ADVANCE RESEARCH & TRAINING IN SOCIAL SCIENCES	5	2,780,129
CHEMISTRY	41	19,933,899
CINEMA STUDIES	1	42,963
CENTER FOR ASTROPHYSICS & SPACE ASTRONOMY	26	4,809,250
COLORADO EUROPEAN CENTER OF EXCELLENCE	2	395,071
COLORADO SHAKESPEARE FESTIVAL	5	157,974
ECOLOGY & EVOLUTIONARY BIOLOGY	39	11,901,866
ECONOMICS	1	141,830
ENVIRONMENTAL STUDIES PROGRAM	13	3,763,149
ETHNIC STUDIES	2	181,000
GEOGRAPHY	9	3,487,594
GEOLOGICAL SCIENCES	23	7,681,354
HISTORY	6	437,861
INTEGRATIVE PHYSIOLOGY	64	55,708,522
LINGUISTICS	8	1,029,921
MATHEMATICS	11	2,151,072
MOLECULAR, CELLULAR & DEVELOPMENTAL BIOLOGY	62	65,531,450
PHILOSOPHY	1	32,094
PHYSICS	81	51,168,646
POLITICAL SCIENCE	3	93,112
PSYCHOLOGY & NEUROSCIENCE	50	45,199,749
SOCIOLOGY	4	69,956
SPEECH, LANGUAGE & HEARING SCIENCE	5	2,679,565
TOTAL COLLEGE OF ARTS & SCIENCES	613	365,060,074

Proposals by Department

Sponsored Projects Annual Financial Report - Fiscal Year 2020

	Number of Proposals	Amount
COLLEGE OF ENGINEERING & APPLIED SCIENCE		
ENGINEERING DEAN'S OFFICE	61	145,638,654
AEROSPACE ENGINEERING SCIENCES	213	70,268,402
ALLIANCE FOR TECHNOLOGY, LEARNING, & SOCIETY	18	7,666,907
CHEMICAL & BIOLOGICAL ENGINEERING	122	95,057,010
CIVIL, ENVIRONMENTAL & ARCHITECTURAL ENGINEERING	127	76,296,391
COMPUTER SCIENCE	64	33,091,812
ELECTRICAL, COMPUTER & ENERGY ENGINEERING	99	34,830,585
MECHANICAL ENGINEERING	125	65,269,030
TOTAL COLLEGE OF ENGINEERING & APPLIED SCIENCE	829	528,118,791
RESEARCH INSTITUTES & RESEARCH & INNOVATION OFFICE		
BIOFRONTIERS INSTITUTE	37	31,776,501
CENTER FOR STEM LEARNING	8	2,897,336
COOPERATIVE INSTITUTE FOR RESEARCH IN ENVIRONMENTAL SCIENCES	236	86,295,428
INSTITUTE FOR BEHAVIORAL GENETICS	17	48,158,673
INSTITUTE OF ARCTIC & ALPINE RESEARCH	65	46,843,467
INSTITUTE OF BEHAVIORAL SCIENCE	56	30,407,936
INSTITUTE OF COGNITIVE SCIENCE	44	67,742,172
JILA	42	96,222,906
LABORATORY FOR ATMOSPHERIC & SPACE PHYSICS	258	1,043,469,493
MUSEUM	21	6,216,702
RENEE CROWN WELLNESS INSTITUTE	5	206,743
RENEWABLE & SUSTAINABLE ENERGY INSTITUTE	36	36,548,687
RESEARCH & INNOVATION OFFICE	14	8,192,909
TOTAL RESEARCH INSTITUTES & RESEARCH & INNOVATION OFFICE	839	1,504,978,953
TOTAL FY 2020 (JULY 1, 2019 - JUNE 30, 2020)	2,383	2,446,056,105

Notes

- This report includes all the proposals submitted during fiscal year 2020. Typically, proposals are funded or declined within six to twelve months after submission. There may be some overlap with the annual reports for awards that were received during fiscal year 2020, but there is no one-to-one relationship between proposals and awards in these reports.
- The number of proposals is calculated from the total number of submissions during the fiscal year.
- The value of proposals is calculated from the total estimated cost for all budget periods proposed. These amounts include direct and indirect costs and often are higher than the actual awarded amount.

Expenditures by Funding Agency

Sponsored Projects Annual Financial Report - Fiscal Year 2020

	Payments Received
FEDERAL AGENCIES	
DEPARTMENT OF AGRICULTURE	1,539,656
DEPARTMENT OF COMMERCE	78,621,413
DEPARTMENT OF DEFENSE	30,931,812
DEPARTMENT OF EDUCATION	6,356,597
DEPARTMENT OF ENERGY (includes DOE labs)	17,316,985
DEPARTMENT OF HEALTH & HUMAN SERVICES (NIH)	45,770,179
DEPARTMENT OF HOMELAND SECURITY	266,946
DEPARTMENT OF HOUSING AND URBAN DEVELOPMENT	195,614
DEPARTMENT OF JUSTICE	1,441,612
DEPARTMENT OF THE INTERIOR	2,639,916
DEPARTMENT OF TRANSPORTATION	280,483
ENVIRONMENTAL PROTECTION AGENCY	11,682
NATIONAL AERONAUTICS & SPACE ADMINISTRATION	96,548,694
NATIONAL FOUNDATION ON THE ARTS & THE HUMANITIES	105,463
NATIONAL SCIENCE FOUNDATION	77,869,272
VETERANS ADMINISTRATION	292,486
OTHER FEDERAL	6,840,020
TOTAL FEDERAL AGENCIES	367,028,830
FEDERAL FLOW-THRU	
ASSOCIATIONS & FOUNDATIONS	857,370
OTHER LOCAL GOVERNMENTS OUTSIDE COLORADO	15,000,227
PRIVATE FEDERAL	12,662,675
PRIVATE FOR PROFIT HOSPITALS	58,994
PRIVATE NON-PROFIT HOSPITALS	259,738
PRIVATE NON-PROFITS	5,262,084
PRIVATE UNIVERSITIES	12,363,818
PUBLIC UNIVERSITIES (NO CO STATE FUNDS)	15,992,134
STATE OF COLORADO UNIVERSITIES	2,715,449
TOTAL FEDERAL FLOW-THRU	65,172,489
OTHER	
ASSOCIATIONS & FOUNDATIONS	14,222,019
INTERNATIONAL	30,431,432
LOCAL GOVERNMENTS IN COLORADO	258,398
OTHER LOCAL GOVERNMENTS OUTSIDE COLORADO	926,429
PRIVATE	13,245,609
PRIVATE NON-PROFITS	2,245,514
PRIVATE UNIVERSITIES	700,519
PUBLIC UNIVERSITIES (NO CO STATE FUNDS)	1,446,162
STATE OF COLORADO UNIVERSITIES	285,507
STATE OF COLORADO	3,575,964
TOTAL OTHER	67,337,553
Grand Total	499,538,872

Notes

- This expenditure report counts only those funds advanced or reimbursed to CU Boulder during the fiscal year.
- Expenditure data is provided by the Campus Controller's Office (CCO).
- The Expenditures by Funding Agency report does not include CU Foundation (Boulder campus) gifts supporting research.

Expenditures by Department

Sponsored Projects Annual Financial Report - Fiscal Year 2020

	Payments Received
ADMINISTRATION & COLLEGES	
ATHLETICS	22,641
COLLEGE OF MEDIA, COMMUNICATION & INFORMATION	916,829
COLLEGE OF MUSIC	12,300
CONTINUING EDUCATION	139,662
GRADUATE SCHOOL	23,795
LEEDS SCHOOL OF BUSINESS	1,762,746
LIBRARIES	135,473
OFFICE OF DIVERSITY, EQUITY & COMMUNITY ENGAGEMENT	495,767
OFFICE OF INFORMATION TECHNOLOGY	1,059,961
PROGRAM IN ENVIRONMENTAL DESIGN	179,851
SCHOOL OF EDUCATION	6,076,545
BUENO	2,949,549
SCHOOL OF LAW	1,743,340
STUDENT AFFAIRS	202,099
UNDERGRADUATE EDUCATION	693,863
OFFICE OF FINANCIAL AID	4,952,250
TOTAL ADMINISTRATION & COLLEGES	21,366,671
COLLEGE OF ARTS & SCIENCES	
ADMINISTRATION	(15)
ANTHROPOLOGY	441,589
APPLIED MATHEMATICS	3,124,834
ASIAN LANGUAGES & CIVILIZATIONS	25,000
ASTROPHYSICAL & PLANETARY SCIENCES	515,812
ATMOSPHERIC & OCEANIC SCIENCES	2,320,915
BAKER RESIDENTIAL ACADEMIC PROGRAM	0
BIOCHEMISTRY	7,680,597
CENTER TO ADVANCE RESEARCH & TEACHING IN THE SOCIAL SCIENCES	1,038,011
CENTER OF THE AMERICAN WEST	73,741
CENTER FOR ASIAN STUDIES	226,577
CENTER FOR INTEGRATED PLASMA STUDIES	291,580
CHEMISTRY	6,660,442
CENTER FOR ASTROPHYSICS & SPACE ASTRONOMY	3,230,984
COLORADO EUROPEAN UNION CENTER OF EXCELLENCE	89,655
COLORADO SHAKESPEARE FESTIVAL	11,657
ECOLOGY & EVOLUTIONARY BIOLOGY	2,772,069
ECONOMICS	72,211
ENVIRONMENTAL STUDIES	756,392
ETHNIC STUDIES	85,691
FISKE PLANETARIUM	55,473
GEOGRAPHY	693,644
GEOLOGICAL SCIENCES	2,875,471
GERMAN & SLAVIC LANGUAGES & LITERATURES	32,742
HISTORY	199,096
INTEGRATIVE PHYSIOLOGY	7,696,707
LINGUISTICS	82,153
MATHEMATICS	421,678
MOLECULAR, CELLULAR & DEVELOPMENTAL BIOLOGY	9,492,506
PHILOSOPHY	47,176
PHYSICS	32,146,695
POLITICAL SCIENCE	8,776
PSYCHOLOGY & NEUROSCIENCE	5,184,240

Expenditures by Department

Sponsored Projects Annual Financial Report - Fiscal Year 2020

	Payments Received
COLLEGE OF ARTS & SCIENCES - CONTINUED	
SPANISH & PORTUGUESE	(1,470)
SPEECH, LANGUAGE & HEARING SCIENCE	720,702
SOCIOLOGY	(591)
THEATRE & DANCE	9,000
TOTAL COLLEGE OF ARTS & SCIENCES	89,081,740
COLLEGE OF ENGINEERING & APPLIED SCIENCE	
AEROSPACE ENGINEERING SCIENCES	24,976,097
ALLIANCE FOR TECHNOLOGY, LEARNING & SOCIETY	395,743
BOLD CENTER	37,971
CHEMICAL & BIOLOGICAL ENGINEERING	12,311,106
CIVIL, ENVIRONMENTAL & ARCHITECTURAL ENGINEERING	6,688,038
CIVIL ENGINEERING - CADSWES	1,595,758
COLLEGE OF ENGINEERING & APPLIED SCIENCE	6,714,784
COLORADO POWER ELECTRONICS CENTER	141,128
COMPUTER SCIENCE	7,832,698
ELECTRICAL, COMPUTER & ENERGY ENGINEERING	12,108,619
IDEA FORGE	5,738
INTEGRATED TEACHING & LEARNING LAB	363,589
INTERDISCIPLINARY TELECOMMUNICATION PROGRAM	560,704
LOCKHEED MARTIN MANAGEMENT PROGRAM	(369)
MECHANICAL ENGINEERING	16,414,891
MEMBRANCE APPLIED SCIENCE & TECHNOLOGY	303,699
NATIONAL CENTER FOR WOMEN & INFORMATION TECHNOLOGY	1,803,925
OPTOELECTRONIC COMPUTING SYSTEMS CENTER	33,911
SPACE GRANT COLLEGE	918,541
TOTAL COLLEGE OF ENGINEERING & APPLIED SCIENCE	93,206,571
RESEARCH INSTITUTES & RESEARCH & INNOVATION OFFICE	
BIOFRONTIERS INSTITUTE	9,866,079
BOULDER VENTURE PARTNERS	2,460
CENTER FOR STEM LEARNING	1,085,087
CENTER FOR NATIVE AMERICAN AND INDIGENOUS STUDIES	122,605
COOPERATIVE INSTITUTE FOR RESEARCH IN ENVIRONMENTAL SCIENCES	86,861,566
INSTITUTE OF ARCTIC & ALPINE RESEARCH	10,964,371
INSTITUTE FOR BEHAVIORAL GENETICS	7,293,371
INSTITUTE OF BEHAVIORAL SCIENCE	12,739,024
INSTITUTE OF COGNITIVE SCIENCE	8,638,757
JILA	28,056,976
LABORATORY FOR ATMOSPHERIC & SPACE PHYSICS	113,243,233
MUSEUM	1,148,518
NATIONAL SOLAR OBSERVATORY	321,784
RENEE CROWN WELLNESS INSTITUTE	3,716,914
RENEWABLE & SUSTAINABLE ENERGY INSTITUTE	8,808,038
RESEARCH & INNOVATION OFFICE	684,428
SUSTAINABILITY INNOVATION LAB	2,330,679
TOTAL RESEARCH INSTITUTES & RESEARCH & INNOVATION OFFICE	295,883,890
TOTAL FY 2020 (JULY 1, 2019 - JUNE 30, 2020)	499,538,872

Expenditure data is provided by the Campus Controller's Office (CCO).

The Expenditures by Department report does not include CU Foundation (Boulder campus) gifts supporting research.

Expenditures by Category

Sponsored Projects Annual Financial Report - Fiscal Year 2020

EXPENSE CATEGORY	TOTAL EXPENDED	FEDERAL AWARDS	STATE OF COLORADO AWARDS	INDUSTRY AWARDS	OTHER FEDERAL FLOW THRU & NON-FEDERAL AWARDS
SALARIES & WAGES	187,284,549	135,388,636	3,078,909	4,920,613	43,896,392
FRINGE BENEFITS	62,327,525	44,007,320	950,089	1,351,633	16,018,483
TUITION WAIVERS	8,374,727	5,925,745	105,748	326,098	2,017,135
OPERATING EXPENSES	49,907,956	35,152,463	735,920	1,601,756	12,417,817
SUBCONTRACTS	56,813,818	45,651,434	239,280	1,014,445	9,908,659
TRAVEL	9,281,352	6,351,841	92,527	221,137	2,615,847
UTILITIES	607,171	607,171	0	0	0
STUDENT AID	4,794,582	4,611,270	21,990	92,946	68,377
LIBRARY BOOKS & PERIODICALS	85,156	100	11,707	0	73,349
FIXED ASSET COSTS	11,515,689	8,650,004	-1,548	965,118	1,902,115
FACILITIES & ADMINISTRATION COSTS	108,546,346	80,682,847	1,342,298	2,745,444	23,775,756
GENERAL RECHARGES	0	0	0	0	0
TOTAL	499,538,872	367,028,830	6,576,920	13,239,189	112,693,932

Expenditure data is provided by the Campus Controller's Office (CCO).

The Expenditures by Department report does not include CU Foundation (Boulder campus) gifts supporting research.